

Base strip - MSTBO 2,5/ 2-G1R THRR32 BK - 2200252

Please be informed that the data shown in this PDF Document is generated from our Online Catalog. Please find the complete data in the user's documentation. Our General Terms of Use for Downloads are valid (<http://download.phoenixcontact.com>)



Header, Nominal current: 16 A, Rated voltage (III/2): 320 V, Number of positions: 2, Pitch: 5 mm, Assembly: Taped SMD/THT/THR components

Product Features

- For ME/ME MAX electronics housing
- 2, 3, and 4-pos.
- Plug-in direction orthogonal to the PCB
- 5 mm pitch
- Orthogonal headers for through hole reflow process
- Made from high-temperature-resistant polyamide for use in lead-free soldering processes.
- Supplied taped as standard, in bulk as an option
- Integrated suction surface



Key commercial data

Packing unit	1 1
Minimum order quantity	230 1
Weight per Piece (excluding packing)	3.39 GRM
Custom tariff number	85366990
Country of origin	Germany

Technical data

Dimensions

Pitch	5 mm
Dimension a	5 mm
Pin dimensions	1 x 1
Pin spacing	5.00 mm
Hole diameter	1.6 mm

Base strip - MSTBO 2,5/ 2-G1R THRR32 BK - 2200252

Technical data

General

Range of articles	MSTBO 2,5/..-G1R-THR
Insulating material group	I
Rated surge voltage (III/3)	4 kV
Rated surge voltage (III/2)	4 kV
Rated surge voltage (II/2)	4 kV
Rated voltage (III/3)	250 V
Rated voltage (III/2)	320 V
Rated voltage (II/2)	400 V
Connection in acc. with standard	EN-VDE
Nominal current I _N	16 A
Maximum load current	12 A
Insulating material	PA
Inflammability class according to UL 94	V0
Number of positions	2

Classifications

eCl@ss

eCl@ss 4.0	272607xx
eCl@ss 4.1	27260701
eCl@ss 5.0	27260701
eCl@ss 5.1	27260701
eCl@ss 6.0	27260704
eCl@ss 7.0	27440402
eCl@ss 8.0	27440402

ETIM

ETIM 3.0	EC001121
ETIM 4.0	EC002637
ETIM 5.0	EC002637

UNSPSC

UNSPSC 6.01	30211801
UNSPSC 7.0901	39121432
UNSPSC 11	34131203
UNSPSC 12.01	39121432
UNSPSC 13.2	39121432

Base strip - MSTBO 2,5/ 2-G1R THRR32 BK - 2200252

Approvals

Approvals


Approvals


UL Recognized / cUL Recognized / cULus Recognized

Ex Approvals

Approvals submitted

Approval details

UL Recognized 		
	B	D
Nominal current I _N	16 A	10 A
Nominal voltage U _N	300 V	300 V

cUL Recognized 		
	B	D
Nominal current I _N	16 A	10 A
Nominal voltage U _N	300 V	300 V

cULus Recognized 		
--	--	--

Accessories

Accessories

Coding element

Base strip - MSTBO 2,5/ 2-G1R THRR32 BK - 2200252

Accessories

Coding section - CR MSTBO-G1 - 2199618



Coding section

Filler plug

Accessories - MSTB-BL - 1755477



Keying cap, for forming sections, plugs onto header pin, green insulating material

Flange

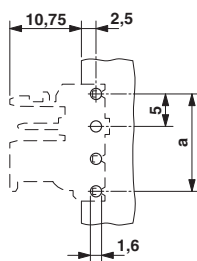
Accessories - MSTB-BF - 1759981



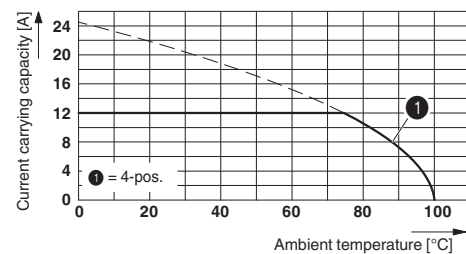
Mounting flange, for fixing both ends of the header onto the PCB, green insulating material, with M 2 x 14 screws and nuts.

Drawings

Drilling diagram

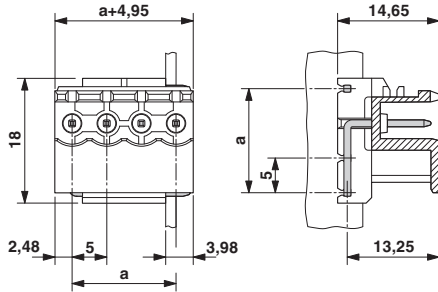


Diagram

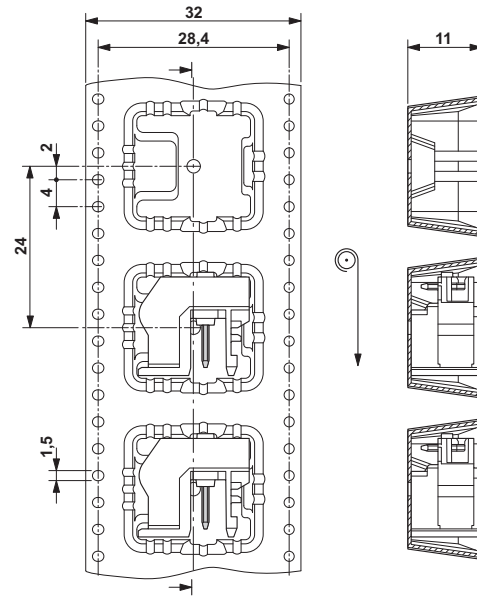


Base strip - MSTBO 2,5/ 2-G1R THRR32 BK - 2200252

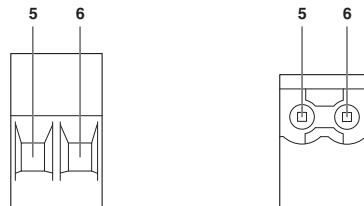
Dimensioned drawing



Dimensioned drawing



Schematic diagram



Pin assignment right