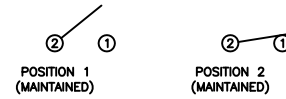
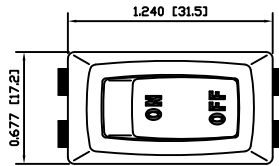


**SCHEMATIC**

**SPECIFICATIONS**



**FUNCTION:**  
1P1T OFF-ON

**RATINGS:**  
ANSI/UL 1054 and CAN/CSA C22.2 No. 55 (E194579):  
20A 125VAC 3/4HP [UR, cUR]  
EN 61058-1:2002 and DIN/VDE 0630:2003-03 (40018527):  
16(4)A 250V~ 1E4 125/55 [VDE]

**CONTACT RESISTANCE:**  
Initial: 20mΩ Max. at 1A 5VDC

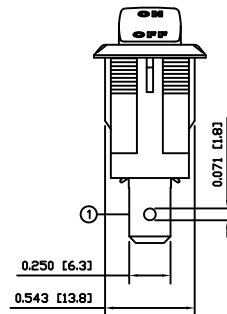
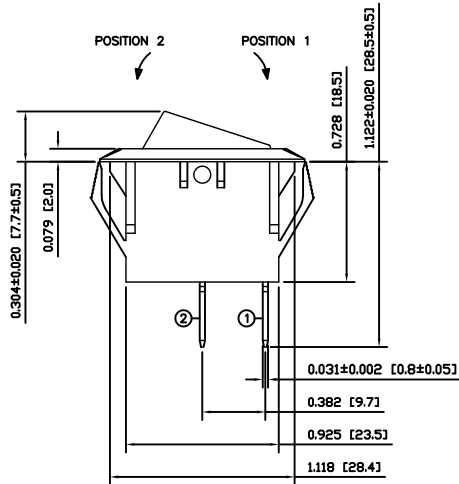
**INSULATION RESISTANCE:**  
100MΩ Min. at 500VDC

**DIELECTRIC STRENGTH:**  
1,000VAC for 1 Minute

**ELECTRICAL LIFE:**  
6,000 Cycles [UR, cUR]  
10,000 Cycles [VDE]

**TEMPERATURE:**  
Operating: -20°C to 105°C [UR, cUR]  
Operating: -20°C to 125°C [VDE]

**APPROVALS:**



**COLORS AND MARKINGS**

**BODY:**  
Black

**ACTUATOR:**  
Black

**MARKINGS:**  
ON/OFF Vertical (3)

**MARKING COLOR:**  
White

**MATERIALS**

**BODY:**  
Polyamide 6/6 (PA66), UL94 V-2

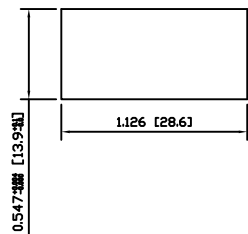
**ACTUATOR:**  
Polyamide 6/6 (PA66), UL94 V-2

**SPRING:**  
Steel

**CONTACTS:**  
Silver Clad Copper

**TERMINALS:**  
Silver Plated Copper  
Silver Plated Brass

**SUGGESTED PANEL CUTOUT**



ACTUATOR	A	09/06/19	CAB
BODY	A	09/06/19	CAB
COLORS	A	09/06/19	CAB
MATERIALS	A	09/06/19	CAB
SPECIFICATIONS	A	09/06/19	CAB
REFERENCE	REV.	DATE	BY

THE INFORMATION CONTAINED IN THIS DOCUMENT IS PROPRIETARY TO E-SWITCH AND IS NOT TO BE COPIED OR TRANSFERRED

A	INITIAL RELEASE	PCRD0158	09/11/03	CAB
REV.	DESCRIPTION	PCR	DATE	DRAWN BY

DIMENSIONS	
INCHES [MILLIMETERS]	
GENERAL TOLERANCES	
±0.008 [±0.2] / ±1'	
SCALE	PROJECTION
DRAWING NOT TO SCALE	

RSCF141D1123			
DRAWING NUMBER	DATE	REVISION	
38-RSCF141D1123	NOVEMBER 3, 2009	A	