

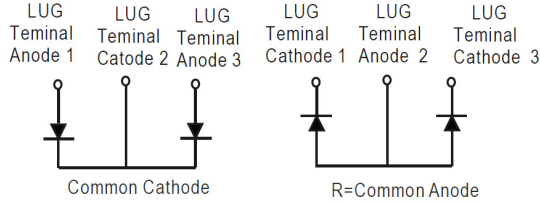
## Low $V_F$ Silicon Power Schottky Diode

$V_{RRM} = 45\text{ V}$   
 $I_{F(AV)} = 600\text{ A}$

### Features

- High Surge Capability
- Type 45 V  $V_{RRM}$
- Isolation Type Package
- Electrically Isolated Base Plate
- Not ESD Sensitive

### Three Tower Package



### Maximum ratings, at $T_j = 25\text{ }^\circ\text{C}$ , unless otherwise specified ("R" devices have leads reversed)

Parameter	Symbol	Conditions	MBRT60045(R)L	Unit
Maximum recurrent peak reverse voltage	$V_{RRM}$		45	V
Maximum RMS voltage	$V_{RMS}$		32	V
Maximum DC blocking voltage	$V_{DC}$		45	V
Operating temperature	$T_j$		-55 to 150	$^\circ\text{C}$
Storage temperature	$T_{stg}$		-55 to 150	$^\circ\text{C}$

### Electrical characteristics, at $T_j = 25\text{ }^\circ\text{C}$ , unless otherwise specified

Parameter	Symbol	Conditions	MBRT60045(R)L	Unit
Average forward current (per pkg)	$I_{F(AV)}$	$T_C = 100\text{ }^\circ\text{C}$	600	A
Peak forward surge current (per leg)	$I_{FSM}$	$t_p = 8.3\text{ ms, half sine}$	4000	A
Maximum instantaneous forward voltage (per leg)	$V_F$	$I_{FM} = 300\text{ A, } T_j = 25\text{ }^\circ\text{C}$	0.60	V
Maximum instantaneous reverse current at rated DC blocking voltage (per leg)	$I_R$	$T_j = 25\text{ }^\circ\text{C}$	5	mA
		$T_j = 100\text{ }^\circ\text{C}$	350	

### Thermal characteristics

Maximum thermal resistance, junction - case (per leg)	$R_{\theta JC}$		0.28	$^\circ\text{C/W}$
---	-----------------	--	------	--------------------

Figure .1-Typical Forward Characteristics

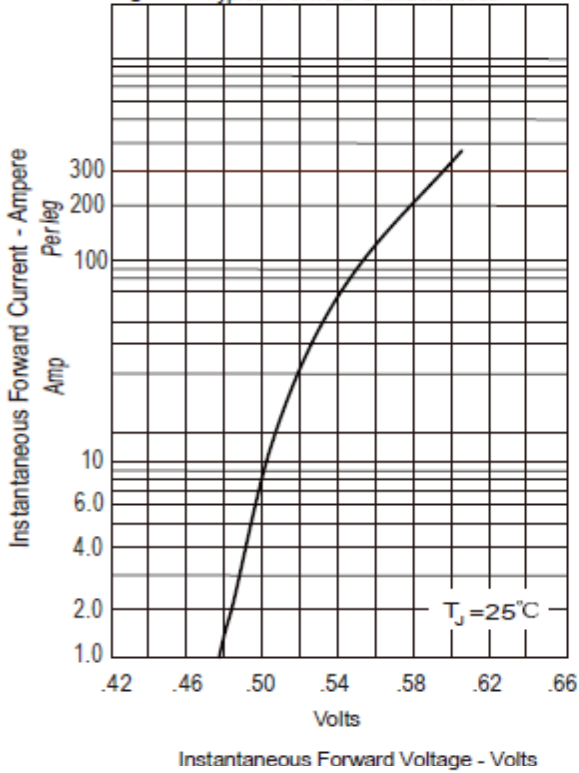


Figure .2- Forward Derating Curve

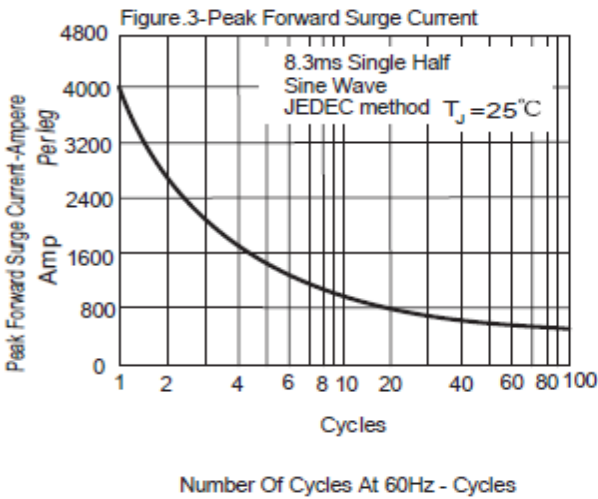
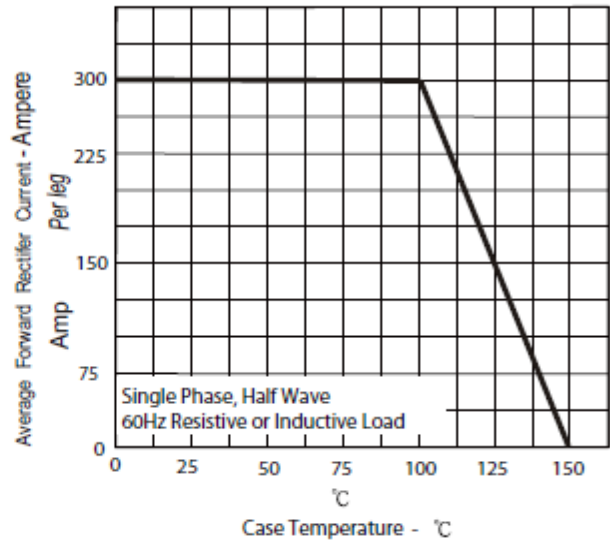
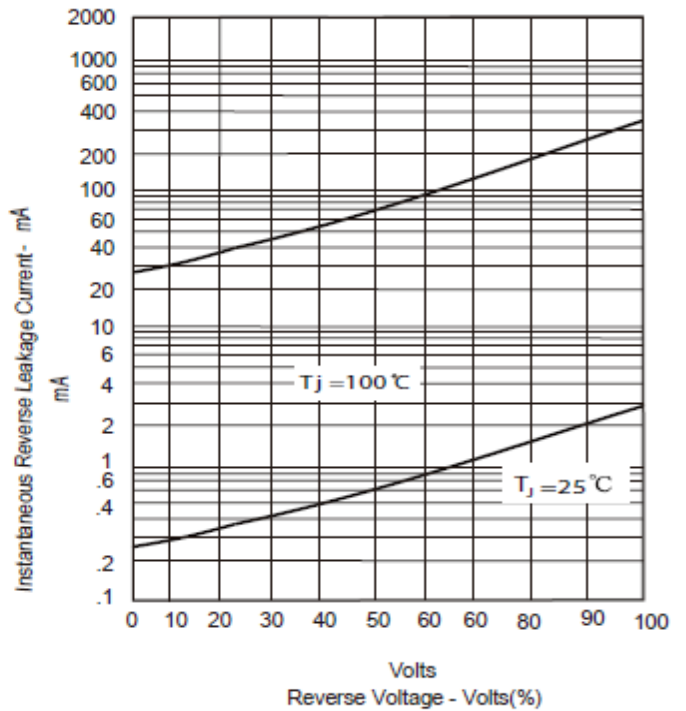
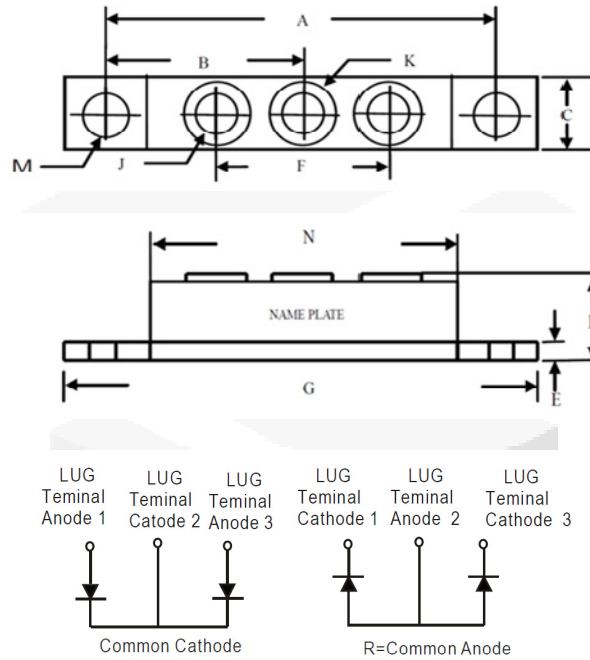


Figure .4-Typical Reverse Characteristics



### Package dimensions and terminal configuration

Product is marked with part number and terminal configuration.



DIM	Inches		Millimeters	
	Min	Max	Min	Max
A	3.150	NOM	80.01	NOM
B	1.565	1.585	39.75	40.26
C	.700	.800	17.78	20.32
E	.119	.132	3.02	3.35
F	1.327	REF	33.72	REF
G	3.55	3.65	90.17	92.71
H	----	.73	----	18.30
J	1/4-20 UNC FULL			
K	.472	.511	12	13
M	.275	.295	6.99	7.49
N	2.38	2.46	60.5	62.5