

# High Frequency Ceramic Solutions

## 1575 MHz GPS Antenna

P/N 1575AM55B0001

Detail Specification: 08/03/16

Page 1 of 5

### General Specifications

Part Number	1575AM55B0001
-------------	---------------

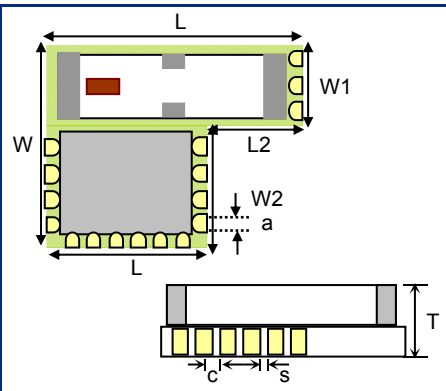
Antenna	
Center Frequency	1575.42 ± 5 MHz
Peak Gain	1.3 dBi typ. (YZ-total)
Average Gain	-0.7 dBi typ. (YZ-total)
Return Loss	9.5 dB min.
Impedance	50 Ω

Total	
Center Frequency	1575.42 MHz
Peak Gain	15.0 dBi typ. (YZ-total)
Average Gain	13.0 dBi typ. (YZ-total)
Impedance	50 Ω

Low Noise Amplifier	
Center Frequency (MHz)	1575.42 ± 5 MHz
Gain (dB)	15.0 typ. / 14 min.
Noise (dB)	0.8 typ. / 0.9 max
Return Loss	7.36 dB min.
Voltage	2.5 - 5.5 V
Current (mA @ 3.3V)	6.5 typ. / 10 max.
Impedance	50 Ω

Operating Temp	-40 to +85°C
Storage Temp	+5 to +35°C
Storage Peroid	Hum. 45 to 75%RH
Power Capacity	-25dBm max (316mW max)
Reel Quantity	300

	In	mm
L	0.669 ± 0.012	17.00 ± 0.30
L1	0.425 ± 0.012	10.80 ± 0.30
L2	0.244 ± 0.012	6.20 ± 0.30
W	0.535 ± 0.012	13.60 ± 0.30
W1	0.240 ± 0.012	6.10 ± 0.30
W2	0.295 ± 0.012	7.50 ± 0.30
T	0.142 ± 0.012	3.60 ± 0.30
a	0.039 ± 0.006	1.00 ± 0.15
c	0.039 ± 0.006	1.00 ± 0.15
s	0.015 ± 0.006	0.38 ± 0.15



Terminal Configuration	
No.	Function
1	ANT-OUT
2	LNA-RF-IN
9	DC-IN / RF-OUT
All Others	GND

The diagram shows the terminal configuration of the component. It is a rectangular component with 9 pins. The pins are numbered 1 through 9. The functions are: 1 (ANT-OUT), 2 (LNA-RF-IN), 9 (DC-IN / RF-OUT), and all other pins (3, 4, 5, 6, 7, 8) are GND.

Johanson Technology, Inc. reserves the right to make design changes without notice.  
All sales are subject to Johanson Technology, Inc. terms and conditions.



[www.johansontechnology.com](http://www.johansontechnology.com)

4001 Calle Tecate • Camarillo, CA 93012 • TEL 805.389.1166 FAX 805.389.1821

2009 Johanson Technology, Inc. All Rights Reserved

# High Frequency Ceramic Solutions

**1575 MHz GPS Antenna**

**P/N 1575AM55B0001**

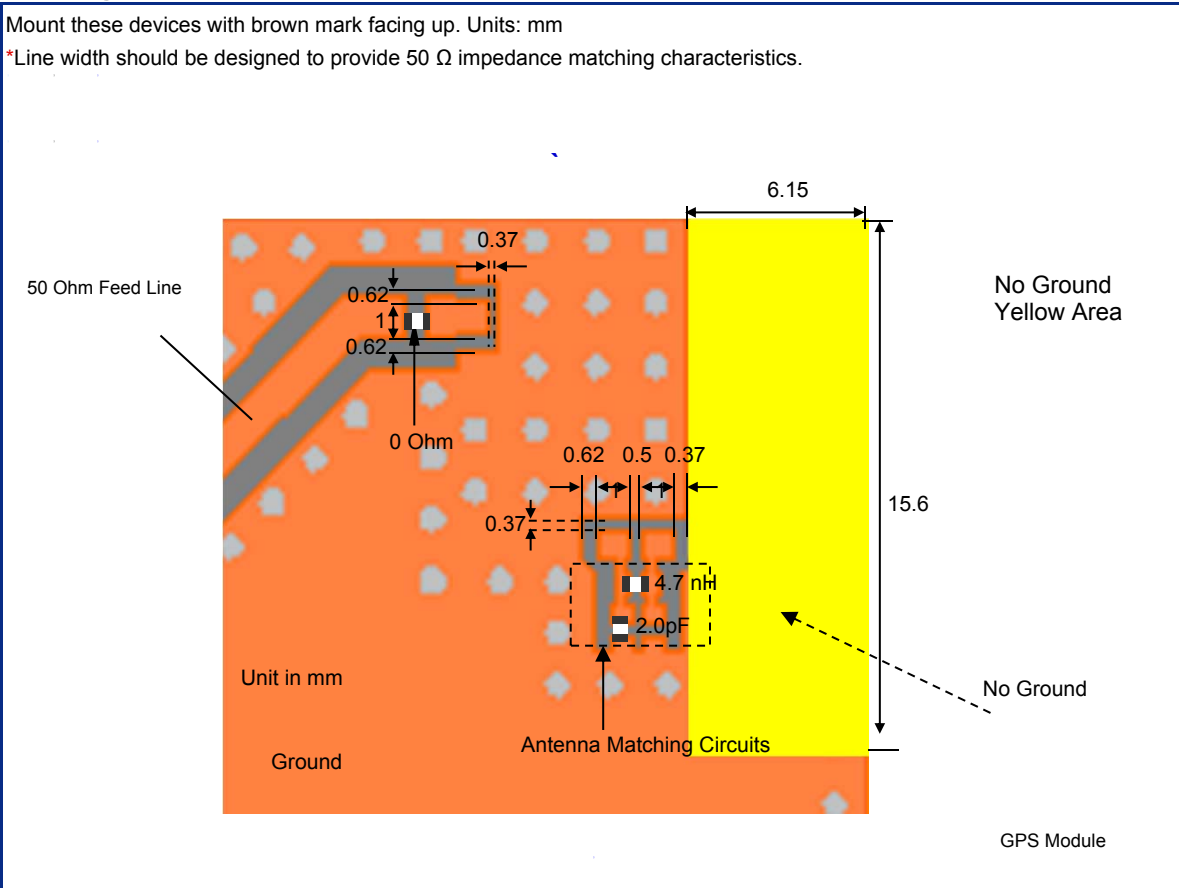
Detail Specification: 08/03/16

Page 2 of 5

## Mounting Considerations

Mount these devices with brown mark facing up. Units: mm

\*Line width should be designed to provide 50  $\Omega$  impedance matching characteristics.



Johanson Technology, Inc. reserves the right to make design changes without notice.  
All sales are subject to Johanson Technology, Inc. terms and conditions.



4001 Calle Tecate • Camarillo, CA 93012 • TEL 805.389.1166 FAX 805.389.1821

2009 Johanson Technology, Inc. All Rights Reserved

# High Frequency Ceramic Solutions

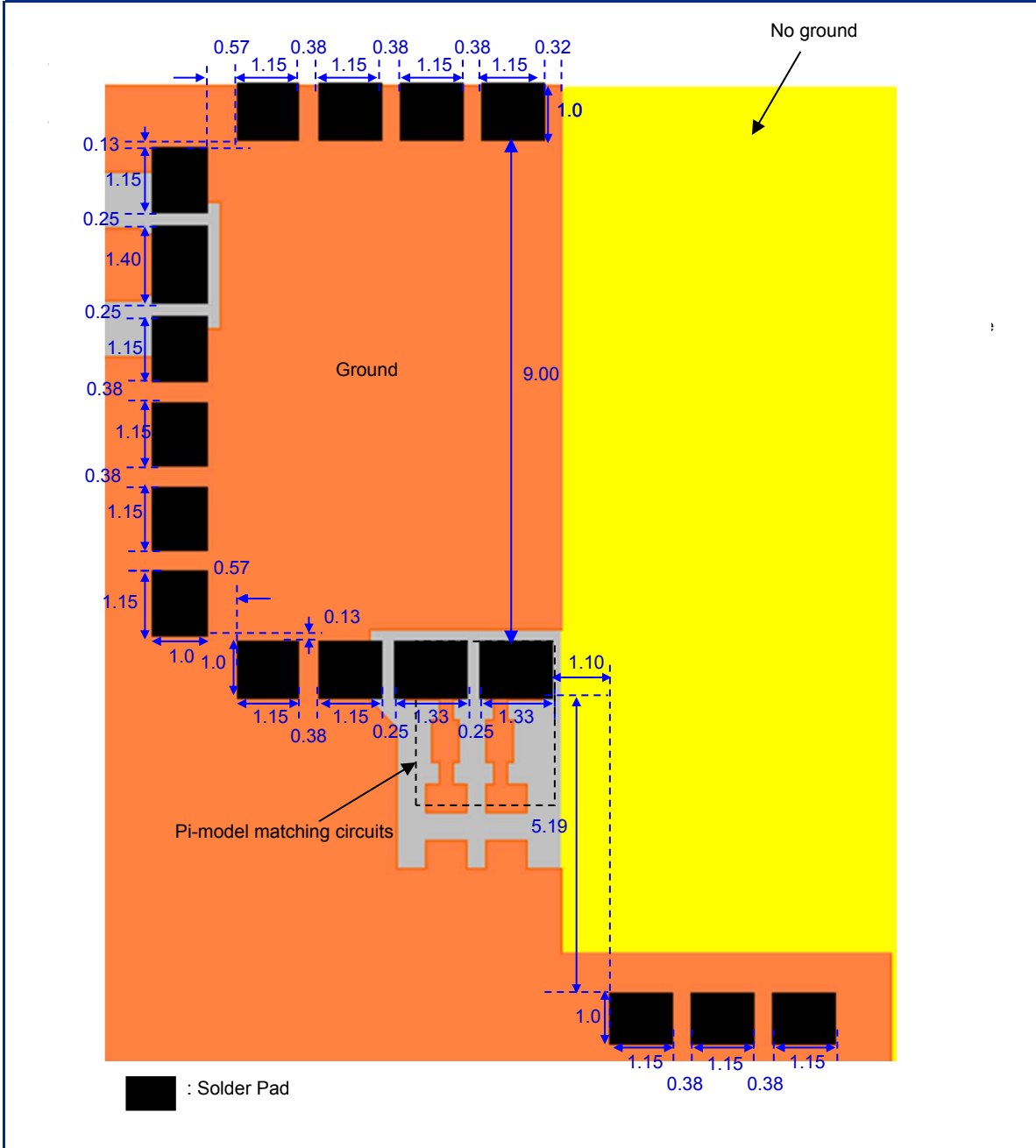
1575 MHz GPS Antenna

P/N 1575AM55B0001

Detail Specification: 08/03/16

Page 3 of 5

## Land Pattern (units in mm)



Johanson Technology, Inc. reserves the right to make design changes without notice.  
All sales are subject to Johanson Technology, Inc. terms and conditions.



[www.johansontechnology.com](http://www.johansontechnology.com)  
4001 Calle Tecate • Camarillo, CA 93012 • TEL 805.389.1166 FAX 805.389.1821

2009 Johanson Technology, Inc. All Rights Reserved

# High Frequency Ceramic Solutions

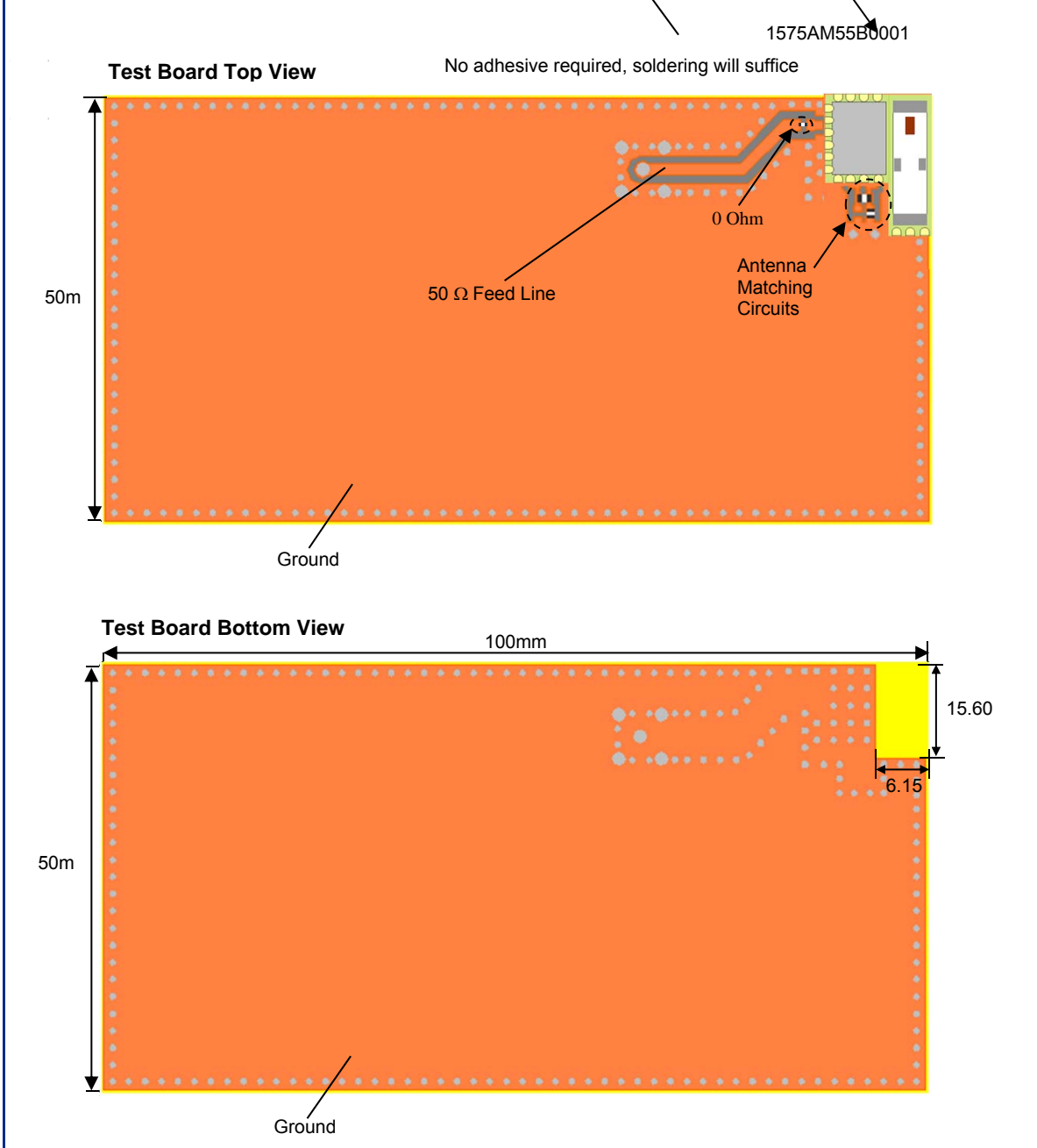
1575 MHz GPS Antenna

P/N 1575AM55B0001

Detail Specification: 08/03/16

Page 4 of 5

## Typical Electrical Characteristics (T=25°C)



Johanson Technology, Inc. reserves the right to make design changes without notice.  
All sales are subject to Johanson Technology, Inc. terms and conditions.



[www.johansontechnology.com](http://www.johansontechnology.com)  
4001 Calle Tecate • Camarillo, CA 93012 • TEL 805.389.1166 FAX 805.389.1821

2009 Johanson Technology, Inc. All Rights Reserved

# High Frequency Ceramic Solutions

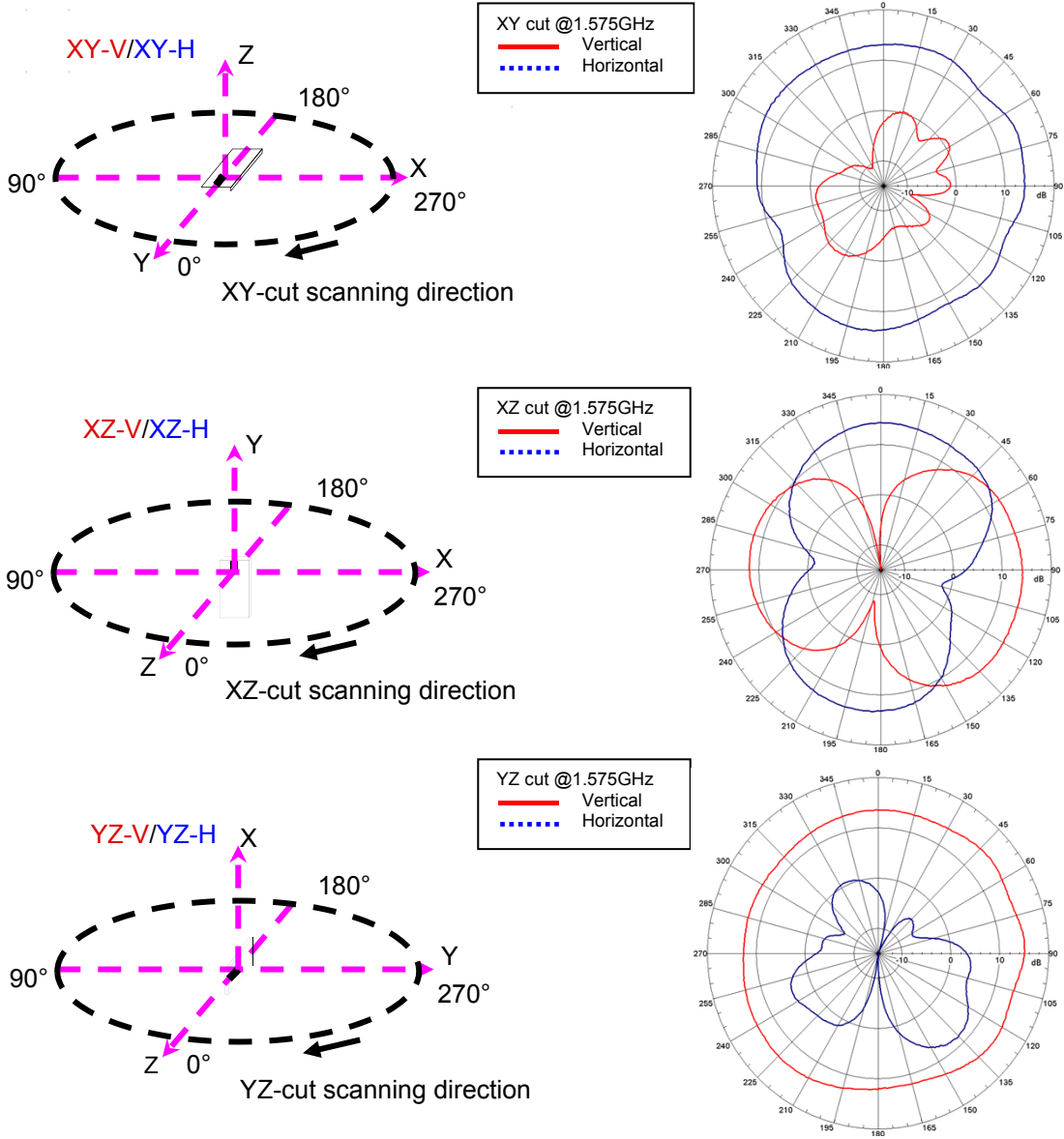
**1575 MHz GPS Antenna**

**P/N 1575AM55B0001**

Detail Specification: 08/03/16

Page 5 of 5

## Typical Radiation Patterns



Johanson Technology, Inc. reserves the right to make design changes without notice.  
 All sales are subject to Johanson Technology, Inc. terms and conditions.



[www.johansontechnology.com](http://www.johansontechnology.com)  
 4001 Calle Tecate • Camarillo, CA 93012 • TEL 805.389.1166 FAX 805.389.1821

2009 Johanson Technology, Inc. All Rights Reserved