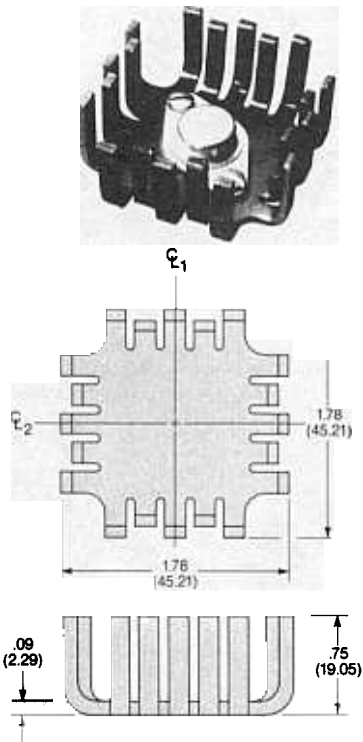
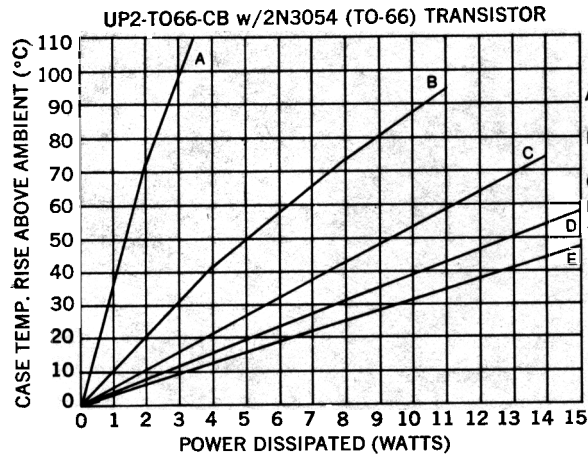


UP2 Series for TO-66 Outline



Dimensions are for reference use only. Contact IERC for dimensions with tolerances or standard part drawings.



DESCRIPTION OF CURVES

- A. N.C. Horiz. Device Only Mounted to G-10.
- B. N.C. Horiz. & Vert. With Dissipator.
- C. 200 FPM w/Diss.
- D. 500 FPM w/Diss.
- E. 1000 FPM w/Diss.

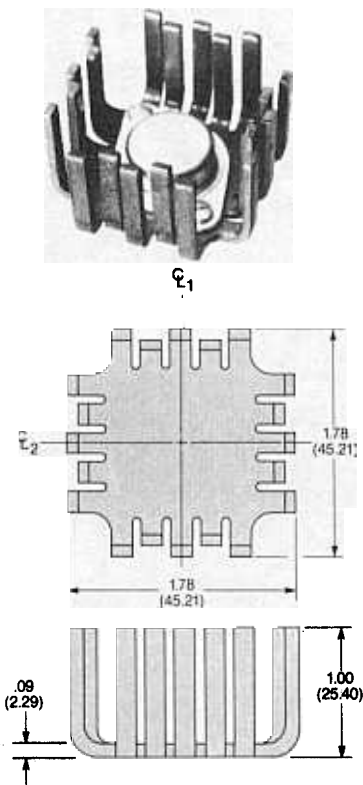
- Thermal Resistance Case to Sink is 0.5-0.7 °C/W w/Joint Compound.
- Derate 0.8 °C/watt for unplated part in natural convection only.
- Derate 0.8 °C/watt for Insulube® part in natural convection only.

Ordering Information

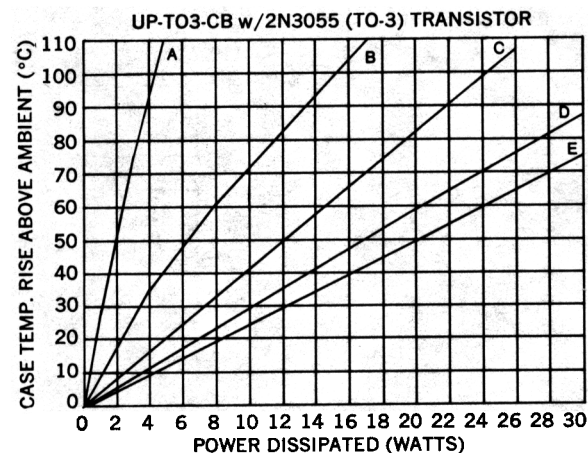
IERC PART NO.				Semiconductor Accommodated	Hole patt. ref. no. (see pg. 1-29)	Max. Weight (Grams)
Unplated	Comm'l. Black Anodize	Mil. Black Anodize	Insulube® 448			
UP2-T066-U	UP2-T066-CB	UP2-T066-B	UP2-T066	T0-66	24	19.1
UP2-T066-47U	UP2-T066-47CB	UP2-T066-47B	UP2-T066-47	T0-66 IC	25	19.1
UP2-T066-52U	UP2-T066-52CB	UP2-T066-52B	UP2-T066-52	T0-66 IC (Socket)	26	19.1

Note: See page iv for other finishes.

UP Series for TO-3 and Stud Mount Outlines



Dimensions are for reference use only. Contact IERC for dimensions with tolerances or standard part drawings.



DESCRIPTION OF CURVES

- A. N.C. Horiz. Device Only Mounted to G-10.
- B. N.C. Horiz. & Vert. With Dissipator.
- C. 200 FPM w/Diss.
- D. 500 FPM w/Diss.
- E. 1000 FPM w/Diss.

- Thermal Resistance Case to Sink is 0.1-0.3 °C/W w/Joint Compound.
- Derate 0.8 °C/watt for unplated part in natural convection only.
- Derate 0.4 °C/watt for Insulube® part in natural convection only.

Ordering Information

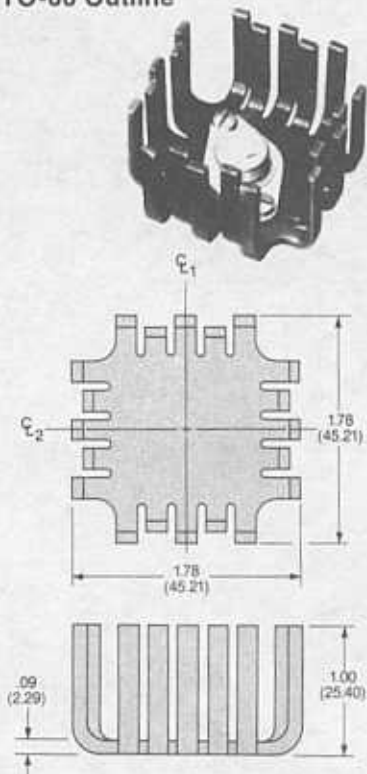
IERC PART NO.				Semiconductor Accommodated	Hole patt. ref. no. (see pg. 1-28)	Max. Weight (Grams)
Unplated	Comm'l. Black Anodize	Mil. Black Anodize	Insulube® 448			
UP-000-U	UP-000-CB	UP-000-B	UP-000	Undrilled	—	22.5
UP-T03-U	UP-T03-CB	UP-T03-B	UP-T03	T0-3	16	22.5
UP-T03-46U	UP-T03-46CB	UP-T03-46B	UP-T03-46	T0-3 IC	17	22.5
UP-436-U	UP-436-CB	UP-436-B	UP-436	T0-3 (4-pin)	18	22.5
UP-T06-U	UP-T06-CB	UP-T06-B	UP-T06	T0-6, T0-36	19	22.5
UP-T015-U	UP-T015-CB	UP-T015-B	UP-T015	T0-15, D0-5	23	22.5
UP-420-U	UP-420-CB	UP-420-B	UP-420	Universal	27	22.5
UP-TOV-7U	UP-TOV-7CB	UP-TOV-7B	UP-TOV-7	Universal	28	22.5

Note: See page iv for other finishes.

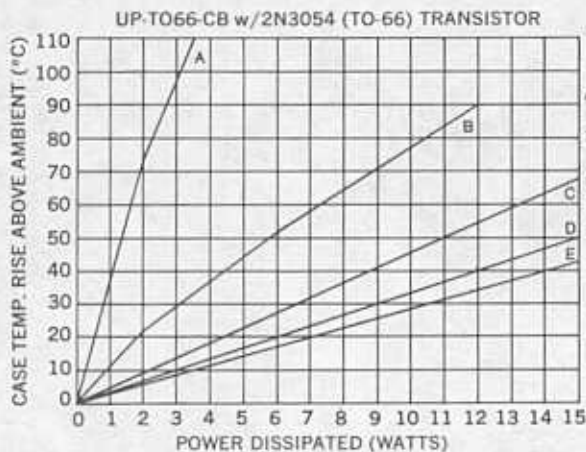
SECTION 1

HEAT DISSIPATORS FOR METAL CASE, CASE-MOUNTED SEMICONDUCTORS

UP Series for TO-66 Outline



Dimensions are for reference use only. Contact IERC for dimensions with tolerances or standard part drawings.



DESCRIPTION OF CURVES

- A. N.C. Horiz. Device Only Mounted to G-10.
- B. N.C. Horiz. & Vert. With Dissipator.
- C. 200 FPM w/Diss.
- D. 500 FPM w/Diss.
- E. 1000 FPM w/Diss.

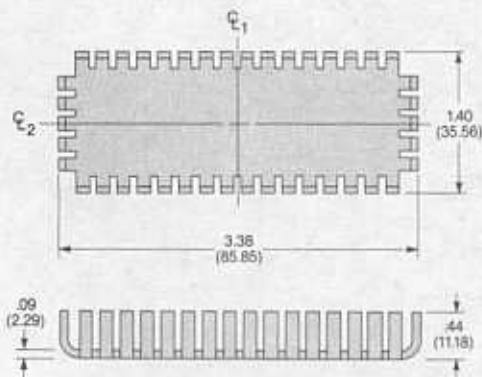

- Thermal Resistance Case to Sink is 0.5-0.7 °C/W w/Joint Compound.
- Derate 0.8 °C/watt for unplated part in natural convection only.
- Derate 0.8 °C/watt for Insulube® part in natural convection only.

Ordering Information

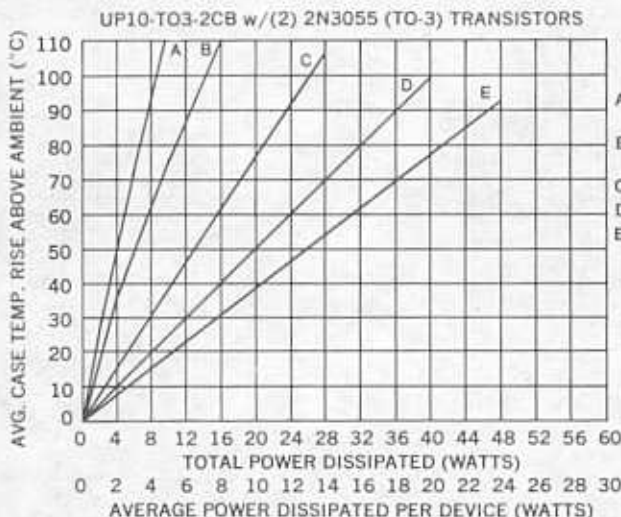
IERC PART NO.				Semiconductor Accommodated	Hole patt. ref. no. (see pg. 1-29)	Max. Weight (Grams)
Unplated	Comm'l. Black Anodize	Mil. Black Anodize	Insulube® 448			
UP-T066-U	UP-T066-CB	UP-T066-B	UP-T066	TO-66	24	22.5
UP-T066-47U	UP-T066-47CB	UP-T066-47B	UP-T066-47	TO-66 IC	25	22.5
UP-T066-52U	UP-T066-52CB	UP-T066-52B	UP-T066-52	TO-66 IC (Socket)	26	22.5

Note: See page iv for other finishes.

UP10 Series for TO-3 Dual Mount Applications



Dimensions are for reference use only. Contact IERC for dimensions with tolerances or standard part drawings.



DESCRIPTION OF CURVES

- A. N.C. Horiz. Device Only Mounted to G-10.
- B. N.C. Horiz. & Vert. With Dissipator.
- C. 200 FPM w/Diss.
- D. 500 FPM w/Diss.
- E. 1000 FPM w/Diss.

- Thermal Resistance Case to Sink is 0.1-0.3 °C/W w/Joint Compound.
- Derate 0.8 °C/watt per device for unplated part in natural convection only.
- Derate 0.4 °C/watt per device for Insulube® part in natural convection only.
- Case Temperatures Match Within 2 °C at equivalent power levels.

Ordering Information

IERC PART NO.				Semiconductor Accommodated	Hole patt. ref. no. (see pg. 1-29)	Max. Weight (Grams)
Unplated	Comm'l. Black Anodize	Mil. Black Anodize	Insulube® 448			
UP10-T03-2U	UP10-T03-2CB	UP10-T03-2B	UP10-T03-2	Two TO-3s	29	24.0
UP10-426-2U	UP10-426-2CB	UP10-426-2B	UP10-426-2	Universal	30	24.0
UP10-428-2U	UP10-428-2CB	UP10-428-2B	UP10-428-2	Two TO-3 (4-pin)	36	24.0

Note: See page iv for other finishes.