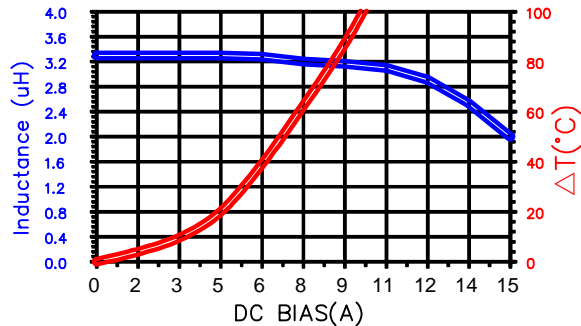
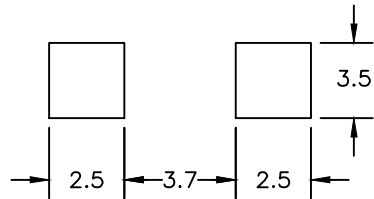


MGV06033R3M-10

PHYSICAL DIMENSIONS:

A	7.30	±	0.50
B	6.70	±	0.30
C	3.00	±	0.30
D	2.90	±	0.30
E	1.60	±	0.50

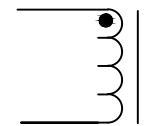
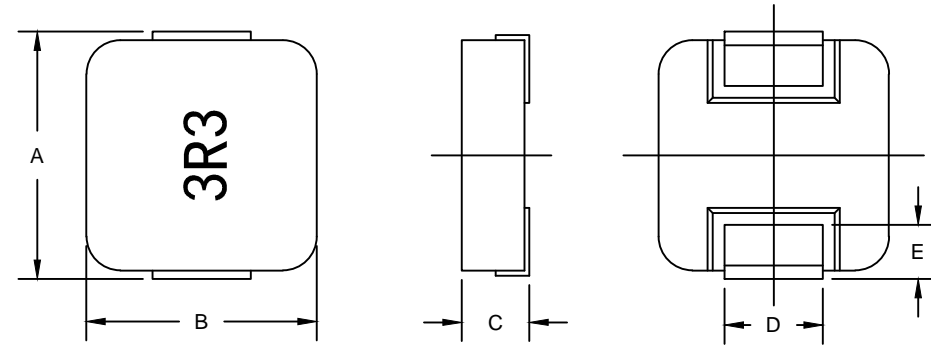
LAND PATTERNS FOR REFLOW SOLDERING



ELECTRICAL SPECIFICATION @ 25°C

	Min	Norm	Max
INDUCTANCE (uH) L @ 100 KHz/0.25V ± 20%	2.64	3.3	3.96
DCR (Ω)			0.030

Saturation Current ³ Isat (A)	13.50
Temperature Rise Current Irms ⁴ (A)	6.00



RoHS

UNCONTROLLED DOCUMENT

NOTES: UNLESS OTHERWISE SPECIFIED

- COMPONENTS SHOULD BE ADEQUATELY PREHEATED BEFORE SOLDERING.
- OPERATION TEMPERATURE RANGE:
-40°C~+125°C (INCLUDING SELF-HEATING) .
- DEFINITION OF SATURATION CURRENT (ISAT): DC CURRENT AT WHICH THE INDUCTANCE DROPS ≤25% FROM ITS VALUE WITHOUT CURRENT (Ta=25±5°C).
- DEFINITION OF TEMPERATURE RISE CURRENT (IRMS): DC CURRENT THAT CAUSES THE TEMPERATURE RISE (ΔT ≤40°C) FROM 25°C AMBIENT.

DIMENSIONS ARE IN mm.				This print is the property of Laird Tech. and is loaned in confidence subject to return upon request and with the understanding that no copies shall be made without the written consent of Laird Tech. All rights to design or invention are reserved.			Laird			
G	UPDATE LOGO	04/22/15	QIU	PROJECT/PART NUMBER: MGV06033R3M-10			REV	G		
F	CHANGE NOTE 2.3.4	06/24/12	QIU				PART TYPE:	POWER INDUCTOR	DRAWN BY:	QIU
E	REVISE DIMENSIONS AND ADD CURVE	06/27/12	QIU				SCALE:	NTS	SHEET:	
D	CORRECT MARKING AND DIMENSION	03/21/12	QIU				DATE:	12/19/11		
C	C CHANGE FROM 3	03/16/12	QIU				CAD #		TOOL #	-
B	CHG IAMENSION AND ADD NOTE 2&3	02/21/12	QIU	DATE:	12/19/11					
A	ORIGINAL DRAFT	12/19/11	QIU							
REV	DESCRIPTION	DATE	INT	MGV06033R3M-10-G				1 of 1		