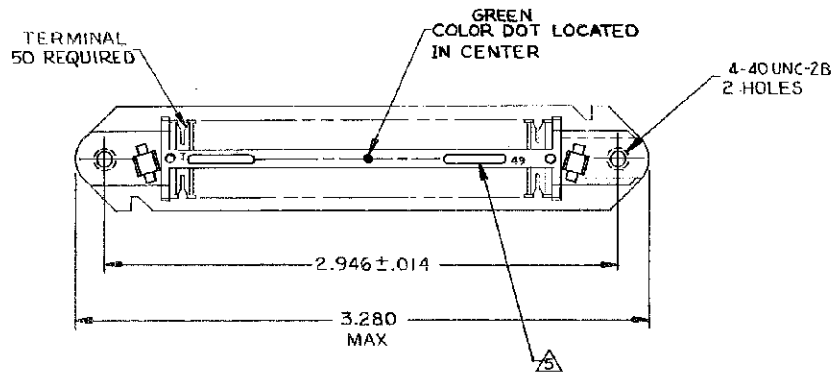
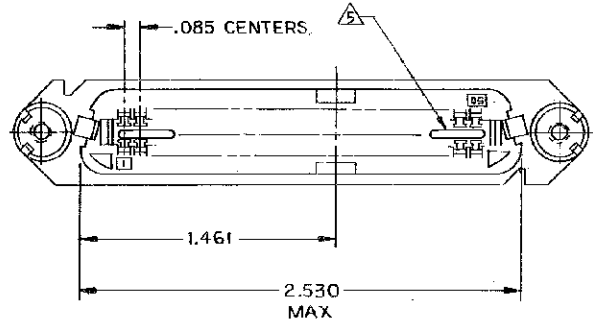
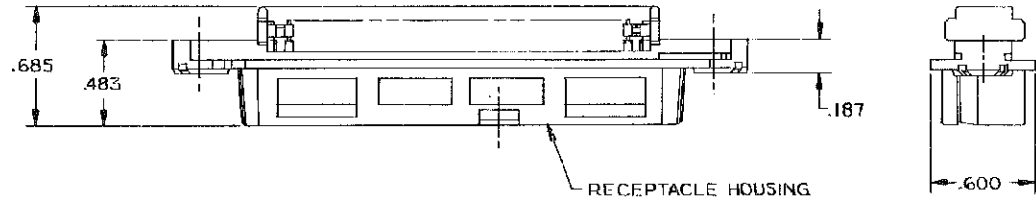


THIS DRAWING IS UNPUBLISHED. RELEASED FOR PUBLICATION
 © COPYRIGHT BY TYCO ELECTRONICS CORPORATION. ALL RIGHTS RESERVED.

LOC		DST		REVISIONS			
GP	00	REV	DATE	BY	CHK	APP	REV
		AD	REVISED PER ECO-08-007327	26JAN2009	ZMR	WLM	



1. THE CONTACT SURFACES OF THE TERMINALS ARE COATED WITH LUBRICANT.
 2. ALL DIMENSIONS SHOWN ARE FOR REFERENCE ONLY UNLESS OTHERWISE SPECIFIED.
- ⚠ MATERIAL:
 HOUSING - THERMOPLASTIC (BLACK)
 TERMINALS - HIGH STRENGTH COPPER ALLOY PLATED WITH EITHER .000030 MIN GOLD OR GOLD FLASH OVER PALLADIUM NICKEL, .000030 MIN TOTAL ON CONTACT MATING SURFACE. .000050 MIN NICKEL UNDERPLATE OVER ENTIRE TERMINAL.
4. WIRE SIZE: 22 AWG SOLID OR 22 AWG 7 STRANDS OF COPPER CONDUCTORS. MAX INSULATION DIAMETER OF .045 IS ACCEPTABLE FOR MOST APPLICATIONS.
- ⚠ CORING MAY OR MAY NOT APPEAR AND IS AT THE DISCRETION OF TYCO ELECTRONICS.



BLACK	552064-1
COLOR	PART NO

THIS DRAWING IS A CONTROLLED DOCUMENT.		DRN STEPHEN DOSS 2-12-80	Tyco Electronics Corporation Harrisburg, PA 17105-3608
DIMENSIONS: INCHES		CHK V. E. SLACK 2-14-80	
TOLERANCES UNLESS OTHERWISE SPECIFIED:		APRD B.G. WARD 2-14-80	RECEPTACLE ASSEMBLY, 50 POSITIONS, C SLOT W/ 4-4D HOLES, CHAMP-LOK
0 PLC ± -		NAME	
1 PLC ± -		PRODUCT SPEC	SIZE
2 PLC ± -		APPLICATION SPEC	DWG CODE
3 PLC ± -		WEIGHT	DRAWING NO
4 PLC ± -		CUSTOMER DRAWING	00779
ANGLES ± -		SCALE	NTS
FINISH		SHEET	1 of 1
RESTRICTED TO		REV	AD