

Printed-circuit board connector - MCV 1,5/12-GF-3,81 P26 THR - 1707735

Please be informed that the data shown in this PDF Document is generated from our Online Catalog. Please find the complete data in the user's documentation. Our General Terms of Use for Downloads are valid (<http://phoenixcontact.com/download>)

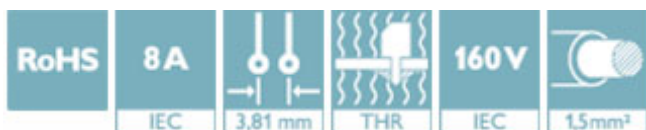
PCB headers, nominal current: 8 A, rated voltage (III/2): 160 V, number of positions: 12, pitch: 3.81 mm, color: black, contact surface: Tin, mounting: THR soldering, User information and design recommendations for through hole reflow technology can be found under "Downloads"




The figure shows a 10-position version of the product

Why buy this product

- ✓ Designed for integration into the SMT soldering process
- ✓ Screwable flange for superior mechanical stability
- ✓ Vertical connection enables multi-row arrangement on the PCB
- ✓ Maximum flexibility when it comes to device design – one header for connectors with different connection technologies



Key Commercial Data

Packing unit	50 STK
GTIN	 4 046356 034432
GTIN	4046356034432

Technical data

Dimensions

Length [l]	7.25 mm
Width	56.11 mm
Pitch	3.81 mm
Dimension a	41.91 mm
Width [w]	56.11 mm
Height [h]	11.8 mm
Constructional height	9.2 mm
Length of the solder pin	2.6 mm
Pin dimensions	0.8 x 0.8 mm
Length	7.25 mm

Printed-circuit board connector - MCV 1,5/12-GF-3,81 P26 THR - 1707735

Technical data

General

Range of articles	MCV 1,5/...-GF-THR
Insulating material group	IIIa
Rated surge voltage (III/3)	2.5 kV
Rated surge voltage (III/2)	2.5 kV
Rated surge voltage (II/2)	2.5 kV
Rated voltage (III/3)	160 V
Rated voltage (III/2)	160 V
Rated voltage (II/2)	250 V
Connection in acc. with standard	EN-VDE
Nominal current I_N	8 A
Maximum load current	8 A
Insulating material	LCP
Flammability rating according to UL 94	V0
Color	black
Number of positions	12

Standards and Regulations

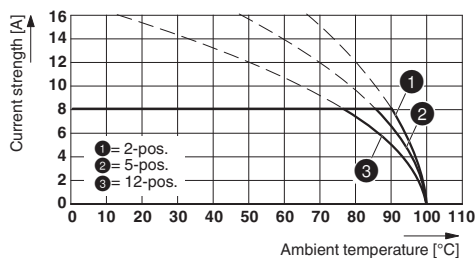
Connection in acc. with standard	EN-VDE
	CUL
Flammability rating according to UL 94	V0

Environmental Product Compliance

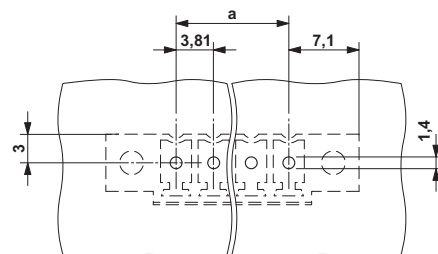
REACH SVHC	Lead 7439-92-1
China RoHS	Environmentally Friendly Use Period = 50
	For details about hazardous substances go to tab "Downloads", Category "Manufacturer's declaration"

Drawings

Diagram

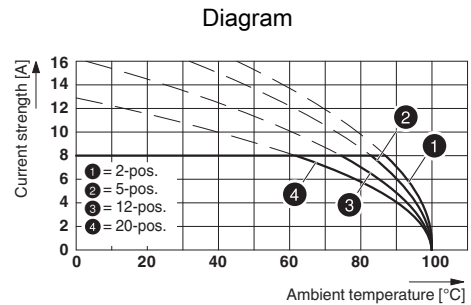
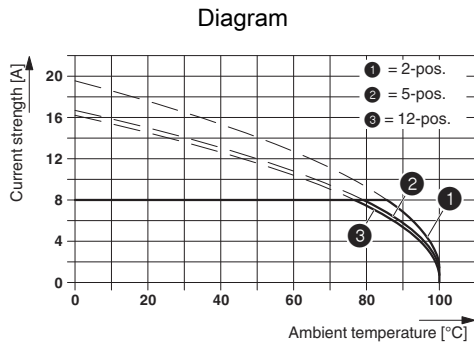


Drilling diagram



Type: MC 1,5/...-STF-3,81 with MCV 1,5/...-GF-3,81 P26 THR

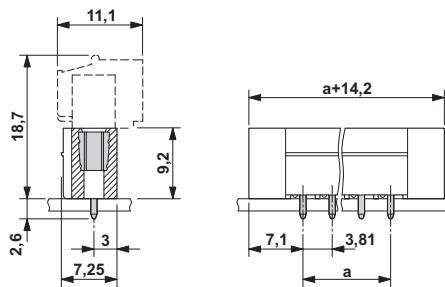
Printed-circuit board connector - MCV 1,5/12-GF-3,81 P26 THR - 1707735



Type: FMC 1,5/...-STF-3,81 with MCV 1,5/...-GF-3,81 P... THR

The figure shows the derating curve for plugs MC 1,5/...-STF-3,81 in combination with header MCV 1,5/...-GF-3,81 P26 THR.

Dimensional drawing



Approvals

Approvals

Approvals

VDE Gutachten mit Fertigungsüberwachung / cULus Recognized / IECCEB CB Scheme / EAC / VDE report with production monitoring


Ex Approvals


Approval details

VDE Gutachten mit Fertigungsüberwachung		http://www2.vde.com/de/Institut/Online-Service/VDE-gepruefteProdukte/Seiten/Online-Suche.aspx	40011723
Nominal voltage UN	160 V		
Nominal current IN	8 A		


Printed-circuit board connector - MCV 1,5/12-GF-3,81 P26 THR - 1707735

Approvals

cULus Recognized  http://database.ul.com/cgi-bin/XYV/template/LISEXT/1FRAME/index.htm E60425-20110128		
	D	B
Nominal voltage UN	300 V	300 V
Nominal current IN	8 A	8 A

IECEE CB Scheme  http://www.iecee.org/ DE1-60604-B1B2		
Nominal voltage UN	160 V	
Nominal current IN	8 A	

EAC  B.01742

VDE report with production monitoring  http://www2.vde.com/de/Institut/Online-Service/VDE-gepruefteProdukte/Seiten/Online-Suche.aspx 40011723		
Nominal voltage UN	160 V	
Nominal current IN	8 A	

Phoenix Contact 2018 © - all rights reserved
<http://www.phoenixcontact.com>

PHOENIX CONTACT GmbH & Co. KG
Flachsmarktstr. 8
32825 Blomberg
Germany
Tel. +49 5235 300
Fax +49 5235 3 41200
<http://www.phoenixcontact.com>