

4

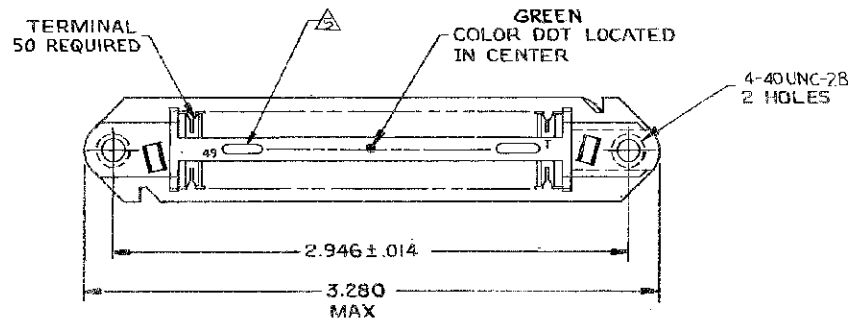
3

2

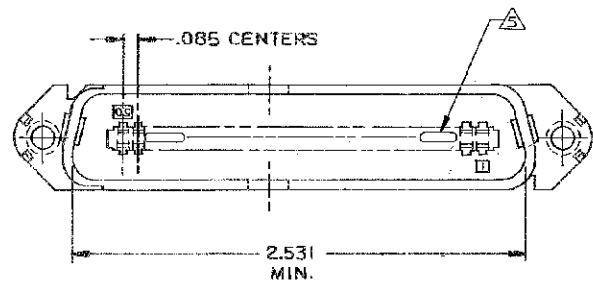
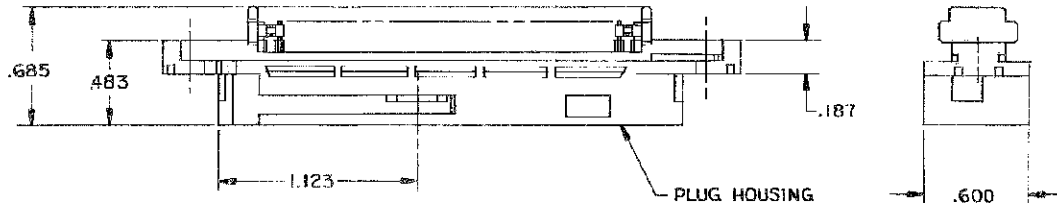
1

THIS DRAWING IS UNPUBLISHED. RELEASED FOR PUBLICATION  
 © COPYRIGHT BY TYCO ELECTRONICS CORPORATION. ALL RIGHTS RESERVED.

LOC		DIST		REVISIONS			
GP	00	REV	DESCRIPTION	DATE	OWN	APP'D	
		R	REVISED PER ECO-08-007327	26JAN2009	ZMR	WLM	



1. THE CONTACT SURFACES OF THE TERMINALS ARE COATED WITH LUBRICANT.
- ⚠ ALL DIMENSIONS SHOWN ARE FOR REFERENCE ONLY UNLESS OTHERWISE SPECIFIED.
- ⚠ MATERIAL:  
HOUSING - THERMOPLASTIC (BLACK)  
TERMINALS - HIGH STRENGTH COPPER ALLOY PLATED WITH EITHER .000030 MIN GOLD OR GOLD FLASH OVER PALLADIUM NICKEL .000030 MIN TOTAL, ON CONTACT MATING SURFACE. .000050 MIN NICKEL UNDERPLATE OVER ENTIRE TERMINAL.
4. WIRE SIZE: 22 AWG SOLID OR 22 AWG 7 STRANDS OF COPPER CONDUCTORS. MAX INSULATION DIAMETER OF .045 IS ACCEPTABLE FOR MOST APPLICATIONS.
- ⚠ CORING MAY OR MAY NOT APPEAR AND IS AT THE DISCRETION OF TYCO ELECTRONICS.



BLACK	552173-1
DESCRIPTION	PART NO

THIS DRAWING IS A CONTROLLED DOCUMENT.		DWN RICHARD W. SPEER 1-10-80 CHK V.E. SLACK 1-11-80 APD B.G. WARD 1-11-80 NAME PRODUCT SPEC APPLICATION SPEC WEIGHT CUSTOMER DRAWING	Tyco Electronics Corporation Harrisburg, PA 17105-3608 PLUG ASSY, 50 POSITIONS, C SLOT W/ 4-40 HOLES, CHAMP-LOK SIZE A2 DATE CODE 00779 DRAWING NO C=552173 SCALE NTS SHEET 1 of 1 REV R
DIMENSIONS: INCHES 0 P/LC ± - 1 P/LC ± - 2 P/LC ± - 3 P/LC ± - 4 P/LC ± - ANGLES ± -	TOLERANCES UNLESS OTHERWISE SPECIFIED: ± - ± - ± - ± - ± - ± -	RESTRICTED TO	