

AC charging cable - EV-GBG3JK-1AC16A-5,0M2,5ESBK11 - 1628380

Please be informed that the data shown in this PDF Document is generated from our Online Catalog. Please find the complete data in the user's documentation. Our General Terms of Use for Downloads are valid (<http://phoenixcontact.com/download>)



Mobile AC charging cable with Vehicle Connector and Infrastructure Plug, with locking option for U-lock, with protective caps, GB/T, GB/T 20234.2-2015, GB/T 18487.1-2015, 16 A / 250 V (AC), design line C-Line, cable: 5 m, black, straight, mating face: black, handle area: black

Product Description


Mobile AC charging cable with Vehicle Connector and Infrastructure Plug for charging electric vehicles (EV) with alternating current (AC), via a GB/T Vehicle-Inlet, compatible with GB/T Infrastructure Socket Outlets at charging stations for E-Mobility (EVSE)

Why buy this product

- ✔ Consistent design of all Phoenix Contact Vehicle Connectors and Infrastructure Plugs
- ✔ Silver-plated surface of the power and signal contacts
- ✔ Certified in accordance with IATF 16949:2016 and ISO 9001:2015
- ✔ Convenient handling, thanks to the ergonomic handle and additional, rubber grip components
- ✔ Tested in accordance with selected tests of automotive standards LV124, LV214, LV215-2
- ✔ Reliable function of the locking lever with additional seal
- ✔ Optional locking option with a U-lock
- ✔ Consistent longitudinal water tightness prevents water ingress in the cable



Key Commercial Data

Packing unit	1 STK
GTIN	 4 055626 430034
GTIN	4055626430034

Technical data

Product definition

Product type	Mobile AC charging cable with Vehicle Connector and Infrastructure Plug, with locking option for U-lock, with protective caps
Type	C-Line black / black
Standards/regulations	GB/T 20234.2-2015
	GB/T 18487.1-2015
Charging standard	GB/T

AC charging cable - EV-GBG3JK-1AC16A-5,0M2,5ESBK11 - 1628380

Technical data

Product definition

Charging mode	Mode 3, Case B
---------------	----------------

Dimensions

Vehicle connector width	58.00 mm
Vehicle connector height	151.30 mm
Vehicle connector depth	238.70 mm
Infrastructure plug width	58.00 mm
Infrastructure plug height	151.30 mm
Infrastructure plug depth	249.20 mm
Conductor length	5 m

Ambient conditions

Ambient temperature (operation)	-30 °C ... 50 °C
Ambient temperature (storage/transport)	-40 °C ... 80 °C
Max. altitude	5000 m (above sea level)
Degree of protection	IP55 (plugged in)
	IP54 (Protective cap)

Electrical properties

Maximum charging power	4 kW
Number of phases	1
Number of power contacts	3 (L, N, PE)
Rated current of power contacts	16 A
Rated voltage for power contacts	250 V
Number of signal contacts	2 (CP, CC)
Rated current for signal contacts	2 A
Rated voltage for signal contacts	30 V AC
Type of signal transmission	Pulse width modulation
Resistor coding	680 Ω + 2.7 kΩ (Lever actuated)
	680 Ω (Lever not actuated)

Mechanical properties

Insertion/withdrawal cycles	> 10000
Insertion force	< 100 N
Withdrawal force	< 100 N

Design

Design line	C-Line
Housing color	black
Mating face color	black
Color handle area	black
Actuating element color	silver
Color protective cap	black

AC charging cable - EV-GBG3JK-1AC16A-5,0M2,5ESBK11 - 1628380

Technical data

Design

Customer variations	On request
---------------------	------------

Material

Housing material	Plastic
Material handle area	Soft plastic
Actuating lever material	Metal
Material protective cap	Soft plastic
Material mating face	Plastic
Material surface of contacts	Ag

Cable

Cable structure	3 x 2.5 mm ² + 1 x 0.5 mm ²
Wiring standards/regulations	prEN 50620 / DIN EN 50620
Wiring class	Class 5
Wiring certifications	VDE
External cable diameter	10.2 mm ±0,3 mm
Type of conductor	straight
Outer sheath, material	TPE-U
External sheath, color	black
Minimum bending radius	153 mm (15 x diameter)

Locking

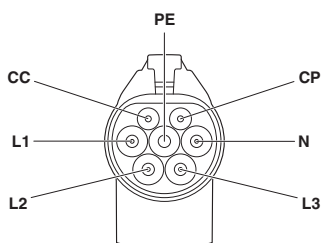
Locking type	Locking option for actuating lever with 4 mm U-lock
--------------	---

Environmental Product Compliance

REACH SVHC	Lead 7439-92-1
China RoHS	Environmentally Friendly Use Period = 10;
	For details about hazardous substances go to tab "Downloads", Category "Manufacturer's declaration"

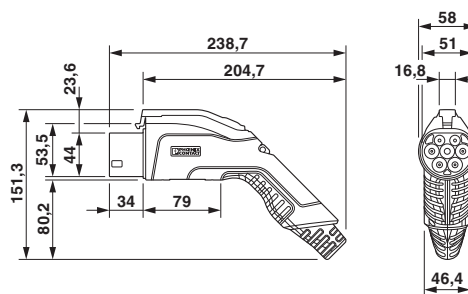
Drawings

Connection diagram



Pin assignment of Infrastructure Plug

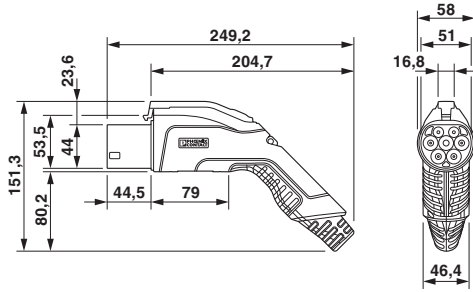
Dimensional drawing



Vehicle connector

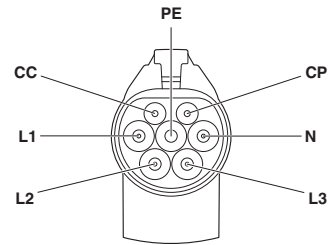
AC charging cable - EV-GBG3JK-1AC16A-5,0M2,5ESBK11 - 1628380

Dimensional drawing



Infrastructure plug

Schematic diagram




Pin assignment of the Vehicle Connector

AC charging cable - EV-GBG3JK-1AC16A-5,0M2,5ESBK11 - 1628380


Schematic diagram



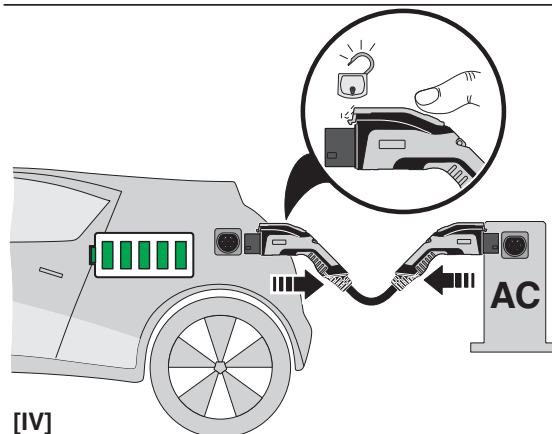
[I]




[II]



[III]



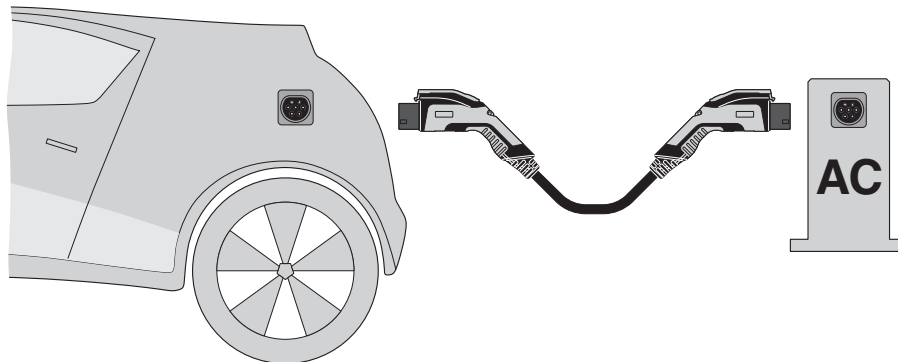
[IV]



[V]

AC charging cable - EV-GBG3JK-1AC16A-5,0M2,5ESBK11 - 1628380

Schematic diagram



Terminology definition

Phoenix Contact 2018 © - all rights reserved
<http://www.phoenixcontact.com>

PHOENIX CONTACT GmbH & Co. KG
Flachsmarktstr. 8
32825 Blomberg
Germany
Tel. +49 5235 300
Fax +49 5235 3 41200
<http://www.phoenixcontact.com>