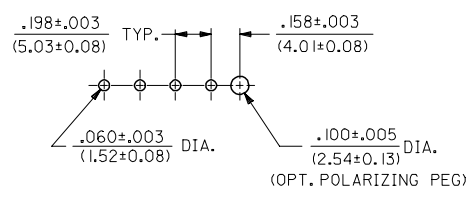
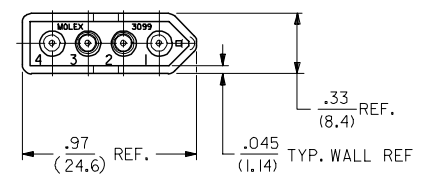
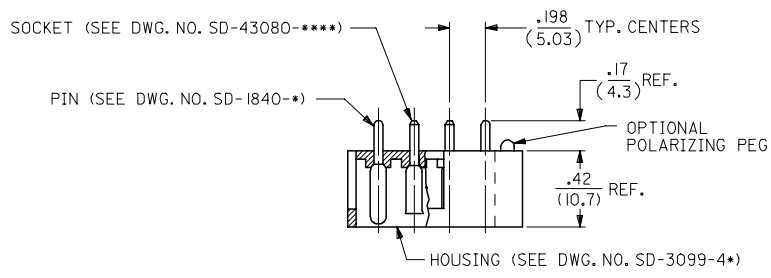


| | | | | | | | | | | | | | | | |
|---|------------|-------------|-------------------------------|-------|------------|---------------------|---|---|---|---|--------------|--|---|--|---|
| | 13 | 12 | 11 | 10 | 9 | 8 | 7 | 6 | 5 | 4 | 3 | 2 | 1 | | |
| J | PART NO.. | ENG. NUMBER | TERMINAL LOCATION (SEE CHART) | MAT'L | POLAR. PEG | PLATING (SEE CHART) | TERMINAL LOCATION CHART (M=MALE, F=FEMALE, B=BLANK) | | | | PLATING CODE | PLATING | | | |
| | 10-18-1041 | A-3099-P4 | A | V-0 | YES | B | TERMINAL LOCATION CHART | | | | A | UNPLATED | | | |
| | 10-18-1042 | A-3099-P4A | B | V-0 | YES | B | CIRCUIT NO. | | | | B | PINS ONLY: OVERALL TIN: .00200/(0.00508) MIN. OVER COPPER: .000100/(0.00254) MIN. SOCKETS ONLY: OVERALL TIN: .000050/(0.00127) MIN. OVER NICKEL: .000050/(0.00127) MIN. | | | |
| | 10-18-1043 | A-3099-P4B | C | V-0 | YES | B | 1 | 2 | 3 | 4 | | | | | |
| | 10-18-1044 | A-3099-P4C | D | V-0 | YES | B | A | M | M | M | | | | | M |
| | 10-18-1045 | A-3099-P4D | E | V-0 | YES | B | B | F | F | F | | | | | F |
| | 10-18-1046 | A-3099-P4E | F | V-0 | YES | B | C | F | M | M | | | | | M |
| | 10-18-1047 | A-3099-P4F | G | V-0 | YES | B | D | M | F | F | | | | | F |
| | 10-18-1048 | A-3099-P4H | H | V-0 | YES | B | E | M | M | F | | | | | F |
| | 10-18-1049 | A-3099-P4J | I | V-0 | YES | B | F | M | M | M | | | | | F |
| | 10-18-1050 | A-3099-P4K | J | V-0 | YES | B | G | M | F | M | | | | | M |
| | 10-18-1040 | A-3099-P4M | K | V-0 | YES | B | H | M | M | F | | | | | M |
| | 38-00-1390 | A-3099-P4N | L | V-0 | YES | B | I | M | F | M | | | | | F |
| | | | | | | J | F | F | M | M | | | | | |
| | | | | | | K | F | M | B | B | | | | | |
| | | | | | | L | M | B | M | M | | | | | |



RECOMMENDED P.C. BOARD HOLE LAYOUT
SCALE: 2X



- MATERIAL:
HOUSING: UNFILLED POLYESTER, 94V-0, COLOR-BLACK
PIN TERMINAL: CARTRIDGE BRASS
SOCKET TERMINAL: PHOSPHOR BRONZE
- FINISH: SEE TABLE
- PRODUCT SPECIFICATION: N/A
- PACKAGING SPECIFICATION: N/A
- MATES WITH MOLEX 1490 RECEPTACLES AND .093/(2.36) SERIES TERMINALS
- ASSEMBLIES TO BE MOUNTED ON SUPPORTED EDGE OF P.C. BOARD

| | | | | | | | | | | |
|--|---------------------|---|------------|-----------------|------------|---|--------------|------------------------|--|--|
| UPDATE PLATING FCC NO: UCP2006-2825 DRAWN BY: DDER 2006/06/08 CHKD: AELHAG 2006/06/09 APPR: FSM TH 2006/06/12 REV: K1 | QUALITY SYMBOLS | GENERAL TOLERANCES (UNLESS SPECIFIED) | | DIMENSION STYLE | | SCALE | DESIGN UNITS | THIRD ANGLE PROJECTION | | |
| | | mm | INCH | IN/MM | | 2:1 | INCH | | | |
| | | 4 PLACES ± .010 | ± .010 | DRAWN BY | DATE | TITLE | | | | |
| | | 3 PLACES ± .010 | ± .010 | GEP | 1989/05/25 | CONNECTOR ASSEMBLY ENCLOSED WAFER 4 CIRCUIT | | | | |
| 2 PLACES ± 0.25 | ± .014 | CHECKED BY | DATE | MATERIAL NO. | | | | | | |
| 1 PLACE ± 0.35 | ± .014 | RW | 1989/05/25 | DOCUMENT NO. | | | | | | |
| ANGULAR ±1/2° | | APPROVED BY | DATE | SHEET NO. | | | | | | |
| | | RAS | 1989/05/25 | 1 OF 1 | | | | | | |
| DRAFT WHERE APPLICABLE MUST REMAIN WITHIN DIMENSIONS | | SEE CHART | | SDA-3099-*4** | | | | | | |
| | | THIS DRAWING CONTAINS INFORMATION THAT IS PROPRIETARY TO MOLEX INCORPORATED AND SHOULD NOT BE USED WITHOUT WRITTEN PERMISSION | | | | | | | | |