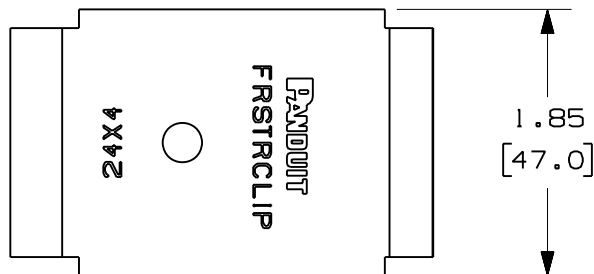


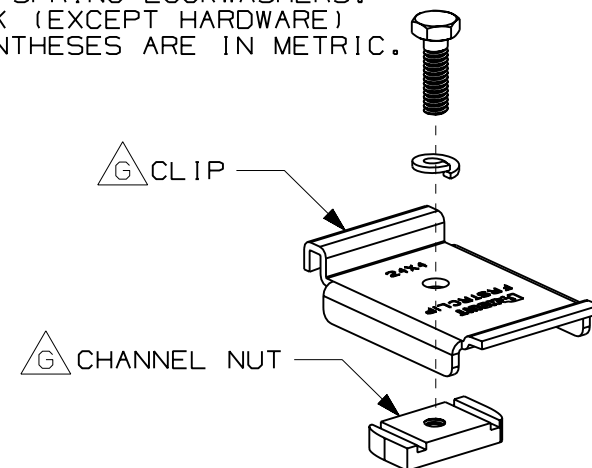
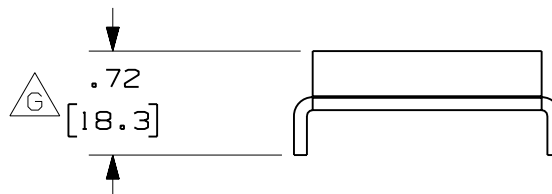
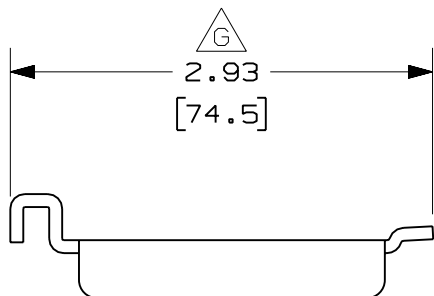


PANDUIT PART NUMBER	WEIGHT
FRSTRCLIP	0.53 LB/EACH (240g/EACH)



**NOTES:**

1. SEE CURRENT CATALOG FOR ADDITIONAL PART SUFFIXES TO INDICATE PACKAGE QUANTITY.
2. THE FIBERRUNNER STRUT CLIP KIT ALLOWS FOR THE FIBERRUNNER 4x4, 6x4, 12x4 AND 24x4 CABLE ROUTING SYSTEMS TO BE INSTALLED DIRECTLY TO 1 5/8" WIDE STRUT METAL FRAMING CHANNEL.
3. THE FIBERRUNNER STRUT CLIP KIT INCLUDES:  
TWO (2) CLIPS,  
TWO (2) 1/4-20 CHANNEL NUTS WITHOUT SPRINGS,  
TWO (2) 1/4-20x7/8 HEX HEAD CAP SCREWS,  
TWO (2) 1/4 HELICAL SPRING LOCKWASHERS.
4. FINISH COLOR: BLACK (EXCEPT HARDWARE)
5. DIMENSIONS IN PARENTHESES ARE IN METRIC.



ENG. REF.: D38241B1\_DC/02 FRSTRCLIP

CAD FILENAME/LAYERS **FRSTRCLIP.pdf**

**PANDUIT** CORP TINLEY PARK, ILLINOIS  
**FIBERRUNNER STRUT CLIP KIT**  
 (FRSTRCLIP)  
 CUSTOMER DRAWING

-	-----	---	--	H. REVISED PART WEIGHT.	-----	--	--		
2	11-3-08	MSO	SL	G. REVISED PART GEOMETRY. F. REVISED DRAWING TITLE.	38241-08	RN	RN		
-	-----	---	--	E. REVISED GENERAL NOTES.	-----	--	--		
-	-----	---	--	D. REVISED PART WEIGHT. C. REVISED DRAWING TITLE.	-----	--	--		
1	12-29-06	MSO	RN	B. REVISED CAD FILENAME. A. REVISED AND REDRAWN.	38241-08	RN	RN		
REV	DATE	BY	CHK	DESCRIPTION	ECN	R	CUST	SUP	GMBH

UNLESS OTHERWISE SPECIFIED, DIMENSIONAL TOLERANCES ARE: (.X) ± (.XXX) ± (.XX) ± .03 (.8) ANGLES ±		UNLESS OTHERWISE SPECIFIED, ALL DIMENSIONS ARE GIVEN IN INCHES, THIRD ANGLE PROJECTION.	
DRAWN BY JHNU	MAT'L: STEEL	SCALE NONE	
DATE 11-12-01	D	DRAWING NO. 38241-08	DWG A
CHK'D HIW		SIZE	