

Printed-circuit board connector - PC 5/ 5-STF1-7,62 - 1777862

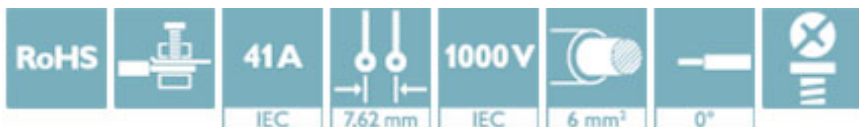
Please be informed that the data shown in this PDF Document is generated from our Online Catalog. Please find the complete data in the user's documentation. Our General Terms of Use for Downloads are valid (<http://phoenixcontact.com/download>)

PCB connector, nominal current: 41 A, rated voltage (III/2): 1000 V, number of positions: 5, pitch: 7.62 mm, connection method: Screw connection with tension sleeve, color: green, contact surface: Tin




Why buy this product

- Well-known connection principle allows worldwide use
- Low temperature rise, thanks to maximum contact force
- Allows connection of two conductors
- Integrated double steel spring provides additional safety in the event of temperature and power fluctuations
- 600 V UL approval in the smallest of dimensions
- Screwable flange for superior mechanical stability



Key Commercial Data

Packing unit	50 STK
GTIN	 4 046356 523004
GTIN	4046356523004

Technical data

Dimensions

Length [l]	35.5 mm
Width [w]	53.33 mm
Height [h]	19.7 mm
Pitch	7.62 mm
Dimension a	30.48 mm

General

Range of articles	PC 5/..-STF1
Type of contact	Female connector
Number of positions	5
Connection method	Screw connection with tension sleeve

Printed-circuit board connector - PC 5/ 5-STF1-7,62 - 1777862

Technical data

General

Insulating material group	I
Rated surge voltage (III/3)	8 kV
Rated surge voltage (III/2)	8 kV
Rated surge voltage (II/2)	6 kV
Rated voltage (III/3)	1000 V
Rated voltage (III/2)	1000 V
Rated voltage (II/2)	1000 V
Nominal current I_N	41 A
Nominal cross section	6 mm ²
Maximum load current	41 A
Insulating material	PA
Flammability rating according to UL 94	V0
Internal cylindrical gage	A4
Stripping length	10 mm
Screw thread	M3
Tightening torque, min	0.5 Nm
Tightening torque max	0.8 Nm
Note	Tightening torque $\leq 4 \text{ mm}^2$ is 0.5 Nm to 0.6 Nm, $> 4 \text{ mm}^2$ is 0.7 Nm to 0.8 Nm

Connection data

Conductor cross section solid min.	0.2 mm ²
Conductor cross section solid max.	10 mm ²
Conductor cross section flexible min.	0.2 mm ²
Conductor cross section flexible max.	6 mm ²
Conductor cross section flexible, with ferrule without plastic sleeve min.	0.25 mm ²
Conductor cross section flexible, with ferrule without plastic sleeve max.	6 mm ²
Conductor cross section flexible, with ferrule with plastic sleeve min.	0.25 mm ²
Conductor cross section flexible, with ferrule with plastic sleeve max.	4 mm ²
Conductor cross section AWG min.	24
Conductor cross section AWG max.	10
2 conductors with same cross section, solid min.	0.2 mm ²
2 conductors with same cross section, solid max.	2.5 mm ²
2 conductors with same cross section, stranded min.	0.2 mm ²
2 conductors with same cross section, stranded max.	4 mm ²
2 conductors with same cross section, stranded, ferrules without plastic sleeve, min.	0.25 mm ²
2 conductors with same cross section, stranded, ferrules without plastic sleeve, max.	1.5 mm ²
2 conductors with same cross section, stranded, TWIN ferrules with plastic sleeve, min.	0.25 mm ²
2 conductors with same cross section, stranded, TWIN ferrules with plastic sleeve, max.	2.5 mm ²

Printed-circuit board connector - PC 5/ 5-STF1-7,62 - 1777862

Technical data

Connection data

Minimum AWG according to UL/CUL	24
Maximum AWG according to UL/CUL	8

Standards and Regulations

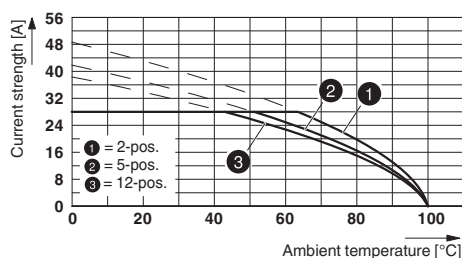
Connection in acc. with standard	CUL
Flammability rating according to UL 94	V0

Environmental Product Compliance

China RoHS	Environmentally Friendly Use Period = 50
	For details about hazardous substances go to tab "Downloads", Category "Manufacturer's declaration"

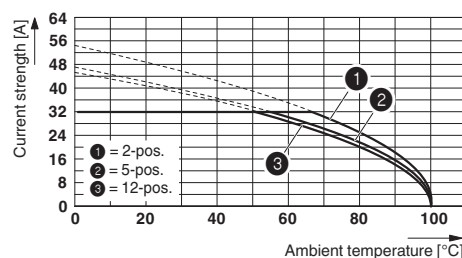
Drawings

Diagram



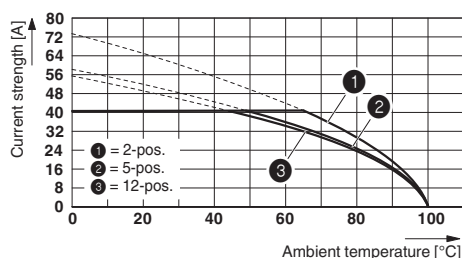
Type: PC 5/...-STF1-7,62 with PC 4/...-G-7,62 and BF-PC 4
 Conductor cross section: 4 mm²

Diagram



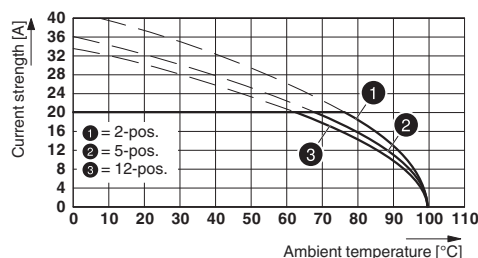
Type: PC 5/...-STF1-7,62 with PC 5/...-GF-7,62
 Conductor cross section: 6 mm²

Diagram



Type: PC 5/...-STF1-7,62 with PC 5/...-GF-7,62
 Conductor cross section: 10 mm²

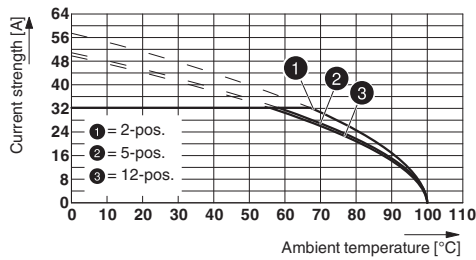
Diagram



Type: PC 5/...-STF1-7,62 with PCVK 4-7,62 and PCVK 4-7,62-F

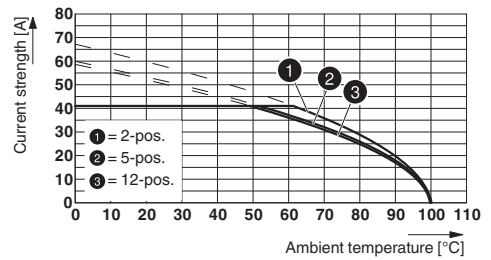
Printed-circuit board connector - PC 5/ 5-STF1-7,62 - 1777862

Diagram



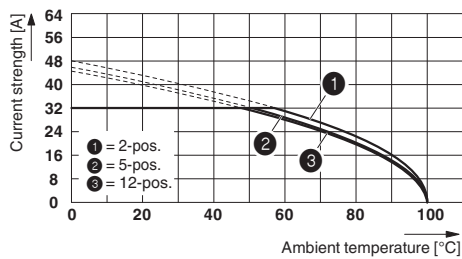
Type: PC 5/...-ST(F)1-7,62 with PC 5/...-GU(F)-7,62
 Conductor cross section: 6 mm²

Diagram



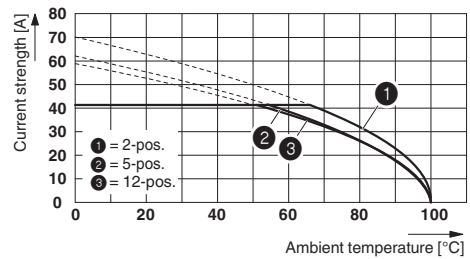
Type: PC 5/...-ST(F)1-7,62 with PC 5/...-G(F)U-7,62
 Conductor cross section: 10 mm²

Diagram



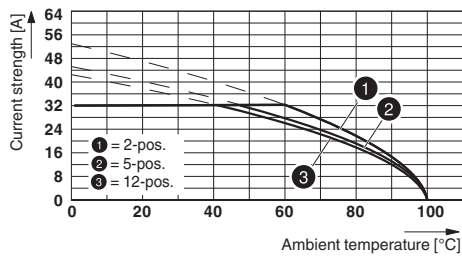
Type: PC 5/...-STF1-7,62 with PCV 5/...-GF-7,62
 Conductor cross section: 6 mm²

Diagram



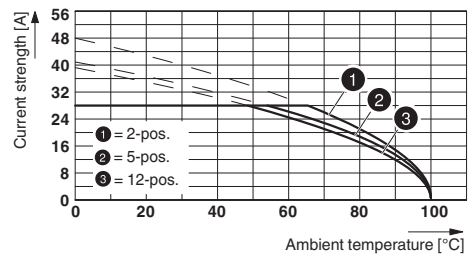
Type: PC 5/...-STF1-7,62 with PCV 5/...-GF-7,62
 Conductor cross section: 10 mm²

Diagram



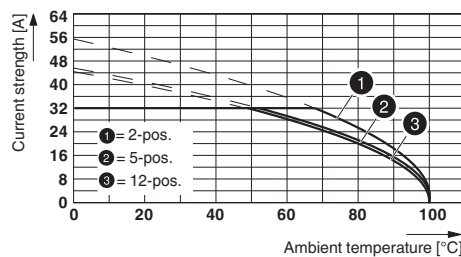
Type: PC 5/...-STF1-7,62 with PC 4/...-G-7,62 and BF-PC 4
 Conductor cross section: 6 mm²

Diagram



Type: PC 5/...-STF1-7,62 with PCV 4/...-G-7,62 and BF-PC 4
 Conductor cross section: 4 mm²

Diagram



Type: PC 5/...-STF1-7,62 with PCV 4/...-G-7,62 and BF-PC 4

Printed-circuit board connector - PC 5/ 5-STF1-7,62 - 1777862

Conductor cross section: 6 mm²

Approvals

Approvals

Approvals

EAC / cULus Recognized

Ex Approvals

Approval details

EAC		B.01742
-----	--	---------

cULus Recognized		http://database.ul.com/cgi-bin/XYV/template/LISEXT/1FRAME/index.htm	E60425-19920722
	B	C	
Nominal voltage UN	600 V	600 V	
Nominal current IN	41 A	41 A	
mm ² /AWG/kcmil	24-8	24-8	

Phoenix Contact 2018 © - all rights reserved
<http://www.phoenixcontact.com>

PHOENIX CONTACT GmbH & Co. KG
Flachsmarktstr. 8
32825 Blomberg
Germany
Tel. +49 5235 300
Fax +49 5235 3 41200
<http://www.phoenixcontact.com>