

CXP-M

~30° medium beam optimized for CREE XP-E.
Assembly with black holder.

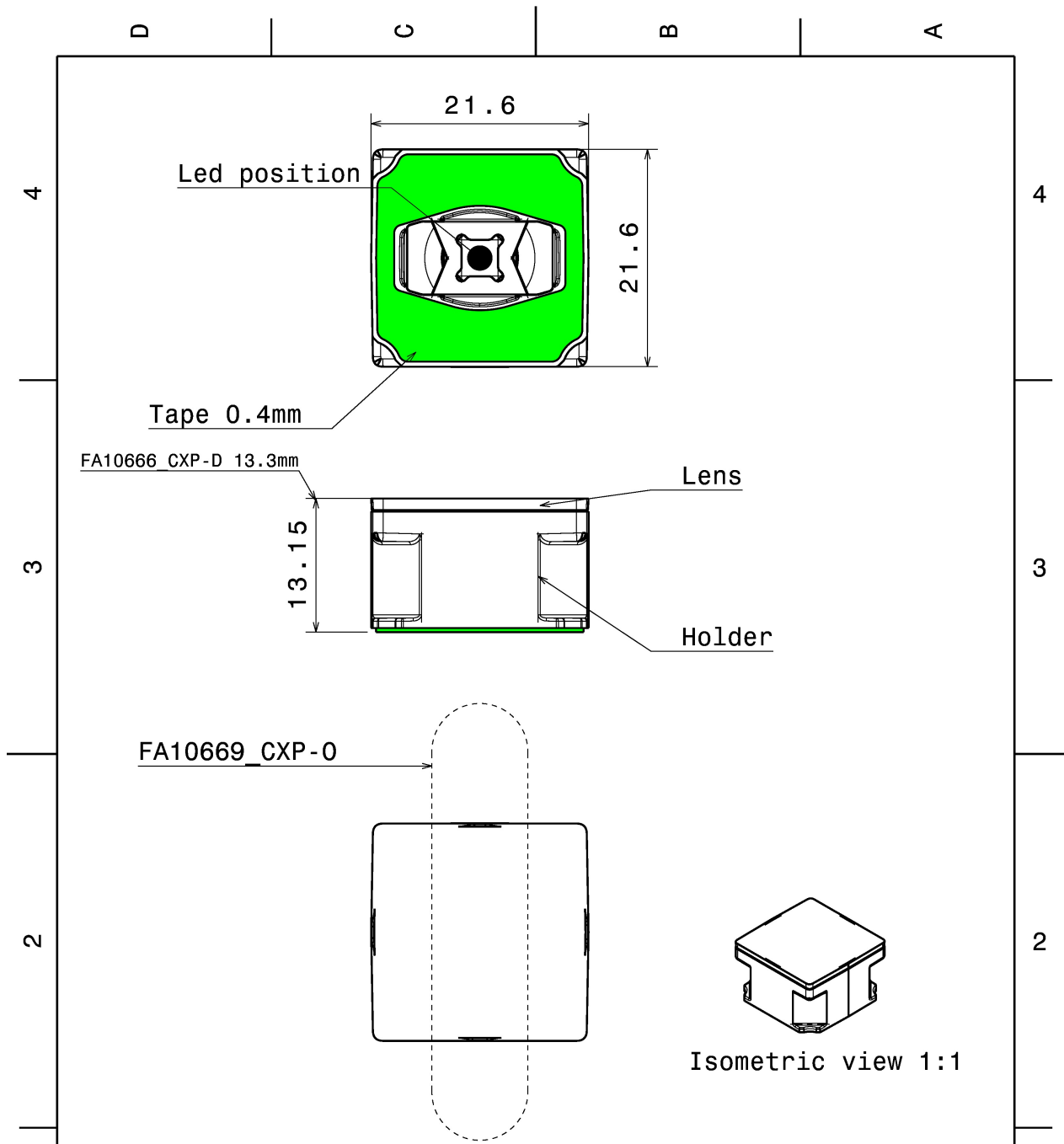
TECHNICAL SPECIFICATIONS:

Dimensions	21.6 + 21.6 mm
Height	13.2 mm
Fastening	tape
Colour	black
Box size	
Box weight	12.3 kg
Quantity in Box	2448 pcs
ROHS compliant	yes ⓘ



MATERIAL SPECIFICATIONS:

Component	Type	Material	Colour
ROSE-B-B-M	Lens	PC	clear
ROSE-HLD-CXP-BLK	Holder	PC	black
ROSE-TAPE	Tape	PU tape	

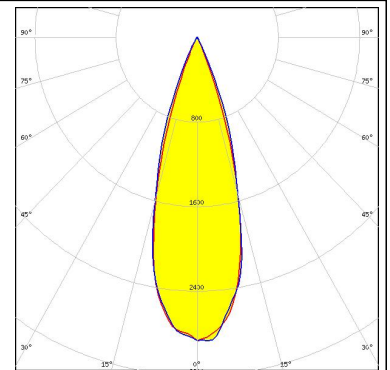


<p>Tolerances if not otherwise shown According to DIN ISO 2768-1 Linear measures: Up to 30mm class M, otherwise class C. According to DIN ISO 2768-2 Form and position: class L</p>		<p>LEDiL LediL Oy Salorankatu 10 FIN 24240 SALO Finland</p>	
<p>THIRD ANGLE PROJECTION: </p>		<p>DRAWING TITLE Datasheet CXP</p>	
<p>This drawing is the property of LEDiL Oy. It may not be reproduced, copied or communicated without a written agreement with LEDiL Oy."</p>		<p>SIZE A4</p>	<p>PART NUMBER -</p>
<p>SCALE 2:1</p>		<p>WEIGHT -</p>	<p>SHEET 1/1</p>

PHOTOMETRIC DATA (MEASURED):

CREE

LED XP-E
FWHM 30.0°
Efficiency 83 %
Peak intensity 2.110 cd/lm
Required components:



CREE

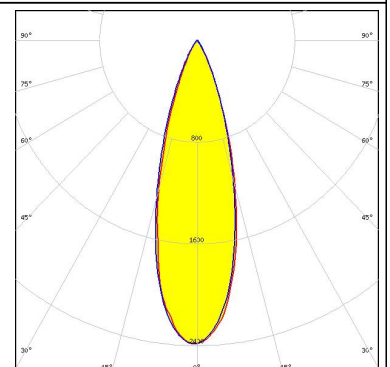

LED XP-E-HEW
FWHM 28.0°
Efficiency %
Peak intensity 2.610 cd/lm
Required components:

CREE


LED XP-G
FWHM 29.0°
Efficiency 82 %
Peak intensity 2.300 cd/lm
Required components:

CREE

LED XP-L
FWHM 30.0°
Efficiency 77 %
Peak intensity 2.400 cd/lm
Required components:



PHOTOMETRIC DATA (MEASURED):

	
SEOUL SEMICONDUCTOR	
LED	Z5
FWHM	28.0°
Efficiency	80 %
Peak intensity	cd/lm
Required components:	

GENERAL INFORMATION:

NOTE: The typical beam angle will be changed by different color, chip size and chip position tolerance. The typical total beam angle is the full angle measured where the luminous intensity is half of the peak value.

MATERIALS:

As part of our continuous research and improvement processes, and to ensure the best possible quality and availability of our products, LEDiL reserves the right to change material grades without notice.

PRODUCT DATA USER AGREEMENT AND DISCLAIMER:

The measured data in the provided downloadable LEDiL Product Datasheets and Mechanical 2D-Drawings is rounded and provided as reference for planning. LEDiL Oy's optical specifications have been verified by conducting performance testing of the products in accordance with the company's quality system. The reported data are averaged results of multiple measurements with typical variation. LEDiL Oy reserves the right to without prior notification make changes and improvements to its products.

LEDiL Oy assumes neither warranty, nor guarantee nor any other liability of any kind for the contents and correctness of the provided data. The provided data has been generated with highest diligence but the provided data may in reality not represent the complete possible variation range of all intrinsic parameters. Therefore, in certain cases a deviation from the provided data could occur.

LEDiL Oy reserves the right to undertake technical changes of its products without further notification which could lead to changes in the provided data. LEDiL Oy assumes no liability of any kind for the possible deviation from any provided data or any other damage resulting from the usage of the provided data.

The user agrees to this disclaimer and user agreement with the download or usage of the provided files.

LEDiL Oy

Joensuunkatu 13
FI-24240 SALO
Finland

LEDiL Inc.

228 West Page Street
Suite D
Sycamore IL 60178
USA

Local sales and technical support

[www.ledil.com/
where_to_buy](http://www.ledil.com/where_to_buy)

Shipping locations

Salo, Finland
Hong Kong, China

Distribution Partners

[www.ledil.com/
where_to_buy](http://www.ledil.com/where_to_buy)