

Feed-through terminal block - UDMTK 5-TWIN-P/P BU - 3101139

Please be informed that the data shown in this PDF Document is generated from our Online Catalog. Please find the complete data in the user's documentation. Our General Terms of Use for Downloads are valid (<http://download.phoenixcontact.com>)



Feed-through terminal block, Connection type: Screw connection, Cross section: 0.2 mm² - 4 mm², AWG: 24 - 12, Nominal current: 8 A, Nominal voltage: 400 V, Length: 76.5 mm, Width: 6.2 mm, Color: blue, Assembly: NS 35/7,5, NS 35/15, NS 32

The illustration shows version UDMTK 5-TWIN-P/P in gray

Product Features

- Space-saving design just 6.2 mm wide
- Closed housing of double-level terminal blocks
- User-friendly disconnect knife operation



Key commercial data

Packing unit	1 1
Weight per Piece (excluding packing)	28.68 GRM
Custom tariff number	85369010
Country of origin	Turkey

Technical data

General

Number of levels	2
Number of connections	3
Color	blue
Insulating material	PA
Inflammability class according to UL 94	V2
Maximum load current	8 A (with 4 mm ² conductor cross section)
Rated surge voltage	4 kV
Pollution degree	3
Surge voltage category	III
Insulating material group	I

Feed-through terminal block - UDMTK 5-TWIN-P/P BU - 3101139

Technical data

General

Connection in acc. with standard	IEC 60947-7-1
Nominal current I_N	8 A (The current supply from the system can take a maximum of 16 A. The current carrying capacity of the branches is a maximum of 8 A each.)
Nominal voltage U_N	400 V
Open side panel	nein

Dimensions

Width	6.2 mm
Length	76.5 mm
Height NS 35/7,5	68.5 mm
Height NS 35/15	76 mm
Height NS 32	73 mm

Connection data

Conductor cross section solid min.	0.2 mm ²
Conductor cross section solid max.	4 mm ²
Conductor cross section stranded min.	0.2 mm ²
Conductor cross section stranded max.	4 mm ²
Conductor cross section AWG/kcmil min.	24
Conductor cross section AWG/kcmil max	12
Conductor cross section stranded, with ferrule without plastic sleeve min.	0.25 mm ²
Conductor cross section stranded, with ferrule without plastic sleeve max.	4 mm ²
Conductor cross section stranded, with ferrule with plastic sleeve min.	0.25 mm ²
Conductor cross section stranded, with ferrule with plastic sleeve max.	2.5 mm ²
2 conductors with same cross section, solid min.	0.2 mm ²
2 conductors with same cross section, solid max.	1.5 mm ²
2 conductors with same cross section, stranded min.	0.2 mm ²
2 conductors with same cross section, stranded max.	1.5 mm ²
2 conductors with same cross section, stranded, ferrules without plastic sleeve, min.	0.25 mm ²
2 conductors with same cross section, stranded, ferrules without plastic sleeve, max.	1.5 mm ²
2 conductors with same cross section, stranded, TWIN ferrules with plastic sleeve, min.	0.5 mm ²
2 conductors with same cross section, stranded, TWIN ferrules with plastic sleeve, max.	2.5 mm ²
Connection method	Screw connection
Stripping length	8 mm
Internal cylindrical gage	A4
Screw thread	M3

Feed-through terminal block - UDMTK 5-TWIN-P/P BU - 3101139

Technical data

Connection data

Tightening torque, min	0.6 Nm
Tightening torque max	0.8 Nm

Classifications

eCl@ss

eCl@ss 4.0	27141120
eCl@ss 4.1	27141120
eCl@ss 5.0	27141120
eCl@ss 5.1	27141120
eCl@ss 6.0	27141120
eCl@ss 7.0	27141120
eCl@ss 8.0	27141120

ETIM

ETIM 2.0	EC000897
ETIM 3.0	EC000897
ETIM 4.0	EC000897
ETIM 5.0	EC000897

UNSPSC

UNSPSC 6.01	30211811
UNSPSC 7.0901	39121410
UNSPSC 11	39121410
UNSPSC 12.01	39121410
UNSPSC 13.2	39121410

Approvals

Approvals

Approvals

GOST / CSA / UL Recognized / cUL Recognized / GOST / cULus Recognized

Ex Approvals

Feed-through terminal block - UDMTK 5-TWIN-P/P BU - 3101139

Approvals


Approvals submitted

Approval details


GOST 

CSA 

mm ² /AWG/kcmil	28-12
Nominal current I _N	8 A
Nominal voltage U _N	300 V

UL Recognized 

mm ² /AWG/kcmil	26-12
Nominal current I _N	8 A
Nominal voltage U _N	300 V

cUL Recognized 

mm ² /AWG/kcmil	26-12
Nominal current I _N	8 A
Nominal voltage U _N	300 V

GOST 

Feed-through terminal block - UDMTK 5-TWIN-P/P BU - 3101139

Approvals

cULus Recognized 

Accessories

Accessories

End block

End clamp - CLIPFIX 35 - 3022218



Quick mounting end clamp for NS 35/7,5 DIN rail or NS 35/15 DIN rail, with marking option, width: 9.5 mm, color: gray

End clamp - CLIPFIX 35-5 - 3022276



Quick mounting end clamp for NS 35/7,5 DIN rail or NS 35/15 DIN rail, with marking option, with parking option for FBS...5, FBS...6, KSS 5, KSS 6, width: 5.15 mm, color: gray

End clamp - E/NS 35 N - 0800886



End clamp, width: 9.5 mm, color: gray

End clamp - E/UK - 1201442



End clamp, for assembly on NS 32 or NS 35/7.5 DIN rail

Feed-through terminal block - UDMTK 5-TWIN-P/P BU - 3101139

Accessories

End clamp - E/UK 1 - 1201413



End clamps, for supporting the ends of double-level and three-level terminal blocks, width: 10 mm, color: gray

Labeled terminal marker

Zack marker strip - ZB 6 CUS - 0824992



Zack marker strip, Can be ordered: Strip, white, Labeled according to customer specifications, Mounting type: Snap into tall marker groove, For terminal block width: 6.2 mm, Lettering field: 6.15 x 10.5 mm

Marker for terminal blocks - UC-TM 6 CUS - 0824589



Marker for terminal blocks, Can be ordered: By sheet, white, Labeled according to customer specifications, Mounting type: Snap into tall marker groove, For terminal block width: 6.2 mm, Lettering field: 5.6 x 10.5 mm

Marker for terminal blocks - UCT-TM 6 CUS - 0829602



Marker for terminal blocks, Can be ordered: By sheet, white, Labeled according to customer specifications, Mounting type: Snap into tall marker groove, For terminal block width: 6.2 mm, Lettering field: 5.6 x 10.5 mm

Mounting rail

DIN rail - NS 32 PERF 2000MM - 1201002



G-profile DIN rail, material: Steel, perforated, height 15 mm, width 32 mm, length 2 m

Feed-through terminal block - UDMTK 5-TWIN-P/P BU - 3101139

Accessories

DIN rail - NS 32 UNPERF 2000MM - 1201015



G-profile DIN rail, material: Steel, unperforated, height 15 mm, width 32 mm, length 2 m

DIN rail perforated - NS 35/ 7,5 PERF 2000MM - 0801733



DIN rail, material: steel galvanized and passivated with a thick layer, perforated, height 7.5 mm, width 35 mm, length: 2000 mm

DIN rail - NS 35/ 7,5 UNPERF 2000MM - 0801681



DIN rail, material: Steel, unperforated, height 7.5 mm, width 35 mm, length: 2 m

DIN rail - NS 35/ 7,5 WH PERF 2000MM - 1204119



DIN rail 35 mm (NS 35)

DIN rail - NS 35/ 7,5 WH UNPERF 2000MM - 1204122



DIN rail 35 mm (NS 35)

Feed-through terminal block - UDMTK 5-TWIN-P/P BU - 3101139

Accessories

DIN rail, unperforated - NS 35/ 7,5 AL UNPERF 2000MM - 0801704



DIN rail, unperforated, Width: 35 mm, Height: 7.5 mm, Length: 2000 mm, Color: silver

DIN rail - NS 35/ 7,5 ZN PERF 2000MM - 1206421



DIN rail, material: Galvanized, perforated, height 7.5 mm, width 35 mm, length: 2 m

DIN rail - NS 35/ 7,5 ZN UNPERF 2000MM - 1206434



DIN rail, material: Galvanized, unperforated, height 7.5 mm, width 35 mm, length: 2 m

DIN rail - NS 35/ 7,5 CU UNPERF 2000MM - 0801762



DIN rail, material: Copper, unperforated, height 7.5 mm, width 35 mm, length: 2 m

End cap - NS 35/ 7,5 CAP - 1206560



DIN rail end piece, for DIN rail NS 35/7.5

Feed-through terminal block - UDMTK 5-TWIN-P/P BU - 3101139


Accessories

DIN rail perforated - NS 35/15 PERF 2000MM - 1201730



DIN rail, material: steel galvanized and passivated with a thick layer, perforated, height 15 mm, width 35 mm, length: 2000 mm

DIN rail - NS 35/15 UNPERF 2000MM - 1201714



DIN rail, material: Steel, unperforated, height 15 mm, width 35 mm, length: 2 m

DIN rail - NS 35/15 WH PERF 2000MM - 0806602



DIN rail 35 mm (NS 35)

DIN rail - NS 35/15 WH UNPERF 2000MM - 1204135



DIN rail 35 mm (NS 35)

DIN rail, unperforated - NS 35/15 AL UNPERF 2000MM - 1201756



DIN rail, deep drawn, high profile, unperforated, 1.5 mm thick, material: aluminum, height 15 mm, width 35 mm, length 2000 mm

Feed-through terminal block - UDMTK 5-TWIN-P/P BU - 3101139

Accessories

DIN rail - NS 35/15 ZN PERF 2000MM - 1206599



DIN rail, material: Galvanized, perforated, height 15 mm, width 35 mm, length: 2 m

DIN rail - NS 35/15 ZN UNPERF 2000MM - 1206586



DIN rail, material: Galvanized, unperforated, height 15 mm, width 35 mm, length: 2 m

DIN rail - NS 35/15 CU UNPERF 2000MM - 1201895



DIN rail, material: Copper, unperforated, 1.5 mm thick, height 15 mm, width 35 mm, length: 2 m

End cap - NS 35/15 CAP - 1206573



DIN rail end piece, for DIN rail NS 35/15

DIN rail - NS 35/15-2,3 UNPERF 2000MM - 1201798



DIN rail, material: Steel, unperforated, 2.3 mm thick, height 15 mm, width 35 mm, length: 2 m

Partition plate

Feed-through terminal block - UDMTK 5-TWIN-P/P BU - 3101139

Accessories

Separating plate - TP-UDMTK 5-TWIN - 3100240



Separating plate, Length: 103 mm, Width: 2 mm, Height: 70.1 mm, Color: gray

Screwdriver tools

Screwdriver - SZG 0,6X3,5 VDE - 1205121



Screwdriver, slot-headed, graded, for test socket screws, size: 0.6 x 3.5 x 100 mm, 2-component grip, with non-slip grip

Terminal marking

Marker cards - SBS 6:UNBEDRUCKT - 1007222



Marker cards, Card, white, Unlabeled, Can be labeled with: Plotter, Mounting type: Snap into tall marker groove, Snap into flat marker groove, For terminal block width: 6.2 mm, Lettering field: 6 x 6.1 mm

Zack marker strip - ZB 6:UNBEDRUCKT - 1051003



Zack marker strip, Strip, white, Unlabeled, Can be labeled with: Plotter, Mounting type: Snap into tall marker groove, For terminal block width: 6.2 mm, Lettering field: 6.15 x 10.5 mm

Marker for terminal blocks - UC-TM 6 - 0818085



Marker for terminal blocks, Sheet, white, Unlabeled, Can be labeled with: BLUEMARK CLED, BLUEMARK LED, Plotter, Mounting type: Snap into tall marker groove, For terminal block width: 6.2 mm, Lettering field: 5.6 x 10.5 mm

Feed-through terminal block - UDMTK 5-TWIN-P/P BU - 3101139

Accessories

Marker for terminal blocks - UCT-TM 6 - 0828736



Marker for terminal blocks, Sheet, white, Unlabeled, Can be labeled with: THERMOMARK CARD PLUS, THERMOMARK CARD, BLUEMARK CLED, BLUEMARK LED, Mounting type: Snap into tall marker groove, For terminal block width: 6.2 mm, Lettering field: 5.6 x 10.5 mm

Drawings

Circuit diagram

