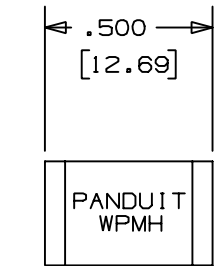
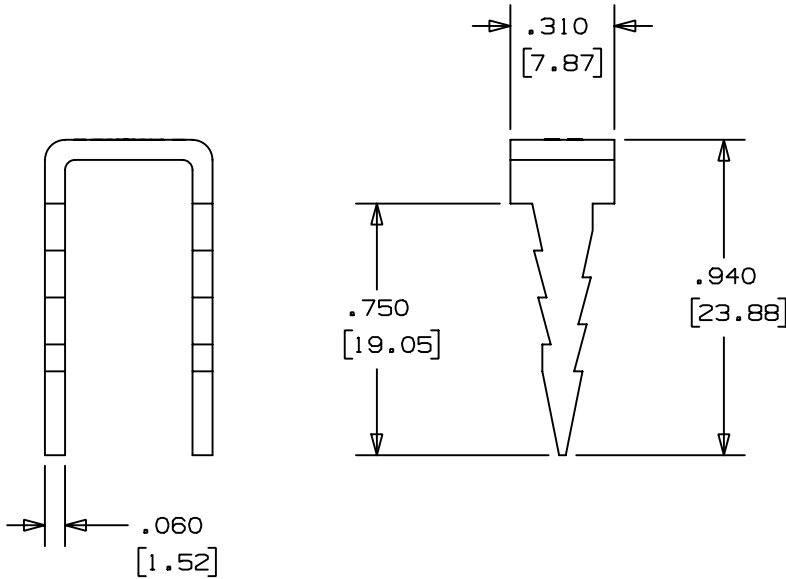
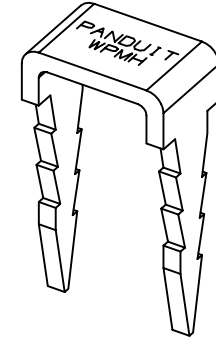


THIS COPY IS PROVIDED ON A RESTRICTED BASIS AND IS NOT TO BE USED IN ANY WAY DETRIMENTAL TO THE INTERESTS OF PANDUIT CORP.



PANDUIT PART NO.	USE WITH THESE CABLE TIE CROSS-SECTIONS	WEIGHT 100 PCS lbs. (g)
WPMH- _	M, I, S, LH, H	0.61 (278)



NOTES:

1. MATERIAL: 16 GA. C.R.S
2. FINISH: ZINC PLATE WITH CLEAR CHROMATE COATING.
3. CABLE TIE CROSS-SECTION CODE:
M = MINATURE S = STANDARD
I = INTERMEDIATE LH = LIGHT HEAVY
 H = HEAVY
4. FOR USE ON WOOD SURFACES, INSTALLED WITH A COMMON HAMMER.
5. PROTECTIVE GOOGLES SHOULD BE WORN DURING INSTALLATION.

NEITHER SELLER NOR MANUFACTURER SHALL BE LIABLE FOR ANY INJURY, LOSS OR DAMAGE, WHETHER DIRECT OR CONSEQUENTIAL, ARISING OUF OF THE USE OF THIS, OR INABILITY TO USE, THE PRODUCT. USER ASSUMES ALL RISK AND LIABILITY WHATSOEVER IN CONNECTION THEREWITH.

DIMENSIONS IN BRACKETS ARE METRIC [mm]

CAD FILENAME/LAYERS

G00239IW_PB_WPMH_00.PRT

PANDUIT

CORP.

TINLEY PARK, ILLINOIS

WPMH - WOOD PUSH MOUNT HEAVY

UNLESS OTHERWISE SPECIFIED, DIMENSIONAL TOLERANCES ARE:
(.X) ±0.05 (1.3) (.XXX) ±0.010 (0.25)
(.XX) ±0.02 (0.5) ANGLES ± 5°

UNLESS OTHERWISE SPECIFIED, ALL DIMENSIONS ARE GIVEN IN INCHES, THIRD ANGLE PROJECTION.

DRAWN BY
JAD

MAT'L:

SCALE NONE

DATE
11/29/01

SEE NOTES
1 & 2

DRAWING NO.

GB0239IW

DWG
A
SIZE

REV	DATE	BY	CHK	DESCRIPTION	ECN	R	CUST	SUP
R	11/29/01	JAD		INITIAL RELEASE	GB0239IW	R		